

Emertimi dhe Forma ligjore
NIPT -i
Adresa e Selise

" E.B.S " SHPK

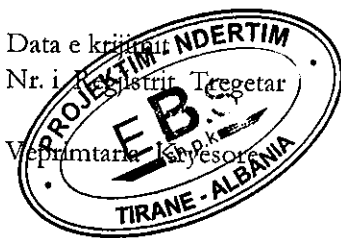
K 720014002P

LAKNAS

TIRANE

30.05.2007

Data e kriimit
Nr. i regjistrit Tregëtar
Veprimtaria kryesore



- ProjektimNdertimi objekte etj
EKSPORT - IMPORT

PASQYRAT FINANCIARE

(Ne zbatim te Standartit Kombetar te Kontabilitetit Nr.2 dhe
Ligjit Nr. 9228 Date 29.04.2004 Per Kontabilitetin dhe Pasqyrat Financiare)

Viti 2011

Pasqyra Financiare jane individuale
Pasqyra Financiare jane te konsoliduara
Pasqyra Financiare jane te shprehura ne
Pasqyra Financiare jane te rumbullakosura ne

Po

Jo

Leke

Jo

Periudha Kontabel e Pasqyrave Financiare

Nga 01.01.2011

Deri 31.12.2011

Data e mbylljes se Pasqyrave Financiare

18.03.2012

Pasqyrat Financiare te Vitit 2011

Nr	A K T I V E T	Shenime	Periudha Raportuese	Periudha viti 2010
I	AKTIVET AFATSHKURTRA		40,007,161	43,301,910
	1 Aktivet monetare		13,374,308	17,850,267
	> Banka		5,151,005	12,923,651
	> Arka		8,223,303	4,926,616
	2 Derivative dhe aktive te mbajtura per tregtim		-	-
	3 Aktive te tjera financiare afatshkurtra		23,423,178	19,819,057
	> Kliente per mallra,produkte e sberbime		23,423,178	19,819,057
	> Debitorë,Kreditorë te tjere(bua ortakëve)			
	> Tatim mbi fitimin			
	> Tvsh		-	-
	> Te drejta e detyrime ndaj ortakëve		-	-
	> Te tjera kerkesa		-	-
	4 Inventari		3,209,675	5,632,586
	> Lendet e para		1,427,675	3,850,586
	> Inventari Imet		-	-
	> Prodhim ne proces		-	-
	> Produkte te gatshme		-	-
	> Mallra per rishitje		-	-
	> Parapagesa per furnizime		1,782,000	1,782,000
	5 Aktive biologjike afatshkurtra		-	-
	6 Aktive afatshkurtra te mbajtura per rishitje		-	-
	7 Parapagime dhe shpenzime te shtyra		0	0
	> Shpenzime te periudhave te ardhshme		-	
	>			
II	AKTIVET AFATGJATA		21,552,402	7,066,400
	1 Investimet financiare afatgjata		0	0
	2 Aktive afatgjata materiale		21,552,402	7,066,400
	> Toka		-	-
	> Ndertesa		-	-
	> Makineri dhe paisje		3,243,482	3,870,784
	> Aktive tjera afat gjata mjete transp		727,029	908,786
	> Paisje zyre		277,682	233,985
	> Paisje informatike		3,493,560	2,052,845
	> Ne proces		13,810,650	-
	3 Ativet biologjike afatgjata		-	-
	4 Aktive afatgjata jo materiale		-	-
	5 Kapitali aksionet i pa paguar		-	-
	6 Aktive te tjera afatgjata		-	-
	TOTALI AKTIVEVE (I+II)		61,559,563	50,368,310

Pasqyrat Financiare te Vitit 2011

Nr	PASIVET DHE KAPITALI	Shenime	Periudha Raportuse	Periudha viti 2010
I	PASIVET AFATSHKURTRA		10,264,860	14,004,018
	1 Derivativet		0	0
	2 Huamarjet		0	0
	> <i>Overdraftet bankare</i>		-	-
	> <i>Huamarje afat shkuastra</i>		-	-
	3 Huat dhe parapagimet		10,264,860	14,004,018
	> <i>Te pagueshme ndaj furnitoreve</i>		8,293,889	9,824,900
	> <i>Te pagueshme ndaj punonjesve</i>		900,551	3,266,584
	> <i>Detyrime per Sigurime Shoq.Shend.</i>		254,952	188,640
	> <i>Detyrime tatimore per TAP-in</i>		83,300	73,248
	> <i>Detyrime tatimore per Tatim Fitimin</i>		596,723	413,571
	> <i>Detyrime tatimore per Tush-ne</i>		75,945	200,265
	> <i>Detyrime tatimore per Tatimin ne Burim</i>		-	-
	> <i>Debitore & kreditore te tjere</i>		59,500	36,810
	> <i>Dividente per tu paguar</i>		-	-
	> <i>Parapagime te arketuara per porosi</i>		-	-
	4 Grantet dhe te ardhurat e shtyra		0	0
	5 Provizionet afatshkurtra		0	0
II	PASIVET AFATGJATA		0	0
	1 Huat afatgjata			
	> <i>Hua,bono dhe detyrime nga qeraja financiare</i>			
	> <i>Bono te konvertueshme</i>			
	2 Huamarje te tjera afatgjata		0	0
	3 Grantet dhe te ardhurat e shtyra		0	0
	4 Provizionet afatgjata		0	0
	TOTALI PASIVEVE (I+II)		10,264,860	14,004,018
III	KAPITALI		51,294,703	36,364,292
	1 Aksionet e pakices (PF te konsoliduara)			
	2 Kapitali aksionereve te shoq.meme (PF te kons.)			
	3 Kapitali aksionar		13,219,114	13,219,114
	4 Primi aksionit		-	-
	5 Njesite ose aksionet e thesarit (Negative)		-	-
	6 Rezervat statutore		-	-
	7 Rezervat ligjore		1,505,275	1,048,739
	8 Rezervat e tjera		-	-
	9 Fitimet e pa shperndara		21,639,903	12,965,727
	10 Fitimi (Humbja) e vitit financiar		14,930,411	9,130,711
	TOTALI PASIVEVE DHE KAPITALIT (I+II+III)		61,559,563	50,368,309

Pasqyra e te Ardhurave dhe Shpenzimeve 2011

(Bazuar ne klasifikimin e Shpenzimeve sipas Natyres)

Nr	Pershkrimi i Elementeve	Periudha Raportuese	Periudha Para ardhese
1	Shitjet neto	50,076,552	56,541,828
	1 Shitje punime e sherbime	35,764,283	56,541,828
	2 Dorezim punimesh	14,312,269	-
2	Te ardhura te tjera nga veprimtaria e shfrytezimit	-	-
3	Ndrysh.ne invent.prod.gatshme e prodhimit ne proces	-	-
4	Materialet e konsumuara	12,652,398	9,958,378
5	Kosto e punes	12,390,400	6,783,682
	<i>Pagat e personelit</i>	10,764,090	5,986,580
	<i>Shpenzimet per sigurime shoqerore e shendetesore</i>	1,626,310	797,102
6	Amortizimet dhe zhvleresimet	1,561,445	1,590,184
7	Shpenzime te tjera	6,816,109	28,708,044
	1 Punime dhe sherbime	372,417	22,162,661
	2 Prime sigurimi	87,999	165,367
	3 Shpenzime transporti		
	4 Qera financiare		
	5 Reklama		
	6 Taksa vendore+tjera	487,576	
	7 Shpenzime tjera	5,868,117	6,380,016
8	Totali shpenzimeve (shumat 4 - 7)	33,420,351	47,040,288
9	Fitimi (humbja) nga veprimtarite e kryesore (1+2+/-3-8)	16,656,201	9,501,540
10	Te ardhurat dhe shpenzimet financiare nga njesite e kontrolluara		
11	Te ardhurat dhe shpenzimet financiare nga pjesemarrjet		
12	Te ardhurat dhe shpenzimet financiare	-66,854	645,332
	121.0 <i>Te ardh.e shpenz. financ. nga inves. te tjera financ. afatgjata</i>		
	122 <i>Te ardhurat dhe shpenzimet nga interesat</i>	-66,304	-116,391
	123 <i>Fitimet (Humbjet) nga kursi kembimit</i>	-550	761,723
	124 <i>Te ardhura dhe shpenzime te tjera financiare</i>		
13	Totali i te Ardhurave dhe Shpenzimeve financiare	-66,854	645,332
14	Fitimi (humbja) para tatimit (9 +/- 13)	16,589,347	10,146,872
15	Shpenzimet e tatimit mbi fitimin	1,658,935	1,016,161
16	Fitimi (humbja) neto e vitit financiar (14 - 15)	14,930,412	9,130,711
17	Elementet e pasqyrave te konsoliduara		

Nr	Pasqyra e Fluksit monetar - Metoda Indirekte	Periudha raportuse	Periudha Paraardhese
A	Fluksi monetar nga veprimtarite e shfrytezimit	11571489	17052352
1	Fitimi para tatimit	16,589,347	10,146,872
2	Rregullime per :		
	# Amortizimi	1,561,445	1,590,184
	# Humbjet nga kembimet valutore		
	# Te ardhura nga Investimet		
	# Shpenzimet per interesat		
3	Rritja / renie ne tepericen e kerkesave te arketushme		
4	nga aktiviteti si dhe te kerkesave te tjera te arketushme	-3604121	6102926
5	Rritje / renie ne tepericen e inventarit	2422911.57	6473950
6	Rritje/renie ne tepricen e detyrimeve per tu pag nga aktivitet	-3739158	-6245419
7	M M te perfituar nga aktiviteti		
8	Interes I paguar		
9	Tatim mbi fitimin e paguar	-1,658,935	-1,016,161
10	M M Neto nga aktiviteti I shfrytezimit		
B	Fluksi monetar nga veprimtarite investuese	-16047447.2	-4520421
1	Blerja e njesise kontrolluar X minus parate e arketuara		
2	Blerja e aktiveve afatgjata materiale	-16047447.17	-4520421
3	Te ardhura nga shitja e pajisjeve		
4	Interes I arketuar		
5	Dividente te arketuar		
6	M M Neto e perdorur ne veprimtarine investuese		
C	Fluksi monetar nga aktivitetet financiare	0	0
1	Te ardhura nga emetimi I kapitalit aksioner		
2	Te ardhura nga huamarrjet afatgjata		
3	Pagesat e detyrimeve te qerese financiare		
4	Dividente te paguar		
5	M M Neto e perdorur ne veprimtarine financiare		
D	Rritja / renia Neto e mjeteve monetare	-4,475,958	12,531,931
E	Mjete monetare ne fillim te periudhes kontabel	17,850,267	5,318,336
H	Mjete monetare ne fund te periudhes kontabel	13,374,309	17,850,267

" E.B.S " SHPK
TIRANE


Pasqyra e Ndryshimeve ne Kapital 2011

Nje pasqyre e pa Konsoliduar

	Kapitali aksionar	rimi aksion	Aksione the	Rezerva stat.ligjtimi	pashpernda	TOTALI
I Pozicioni me 31 dhjetor 2009	13,219,114			800,074	13,214,392	27,233,580
A Efektu ndryshimeve ne politikat kontabel						
B Pozicioni i rregulluar						
1 Fitimi neto per periudhen kontabel					9,130,711	9,130,711
2 Dividentet e paguar						
3 Rritja rezerves kapitalit				248,665	-248,665	
4 Lehtesi tatimore						0
II Pozicioni me 31 dhjetor 2010	13,219,114			1,048,739	22,096,438	36,364,291
1 Fitimi neto per periudhen kontabel					14,930,411	14,930,411
2 Dividentet e paguar						
3 Rritja rezerves kapitalit				456,536	-456,536	
4 Emetimi kapitali aksionar						
III Pozicioni me 31 dhjetor 2011	13,219,114			1,505,275	36,570,313	51,294,702

ADMINISTRATORI

FAHIRI MAHO



Aktivitet Afatgjata Materiale 2011


Nr	Emertimi	Sasia	Gjendje 1/1/2011	Shtesa	Pakesime	Gjendje 12/31/2011
1	Ndertesa					
2	Makineri e pajisje		14,239,167	82,750		14,321,917
3	Mjete transporti		4,716,301			4,716,301
4	Paisje zyre orendi		711,279	73,050		784,329
5	Paisje zyre informatike		2,871,842	2,080,998		4,952,840
6	Ne proces			13,810,650		13,810,650
	TOTALI		22,538,589	16,047,447		38,586,036

Amortizimi A.A.Materiale 2011

Nr	Emertimi	Sasia	Gjendje 1/1/2011	Shtesa	Pakesime	Gjendje 12/31/2011
1	Makineri e pajisje		10,368,383	710,052		11,078,435
2	Mjete transporti		3,807,515	181,757		3,989,272
3	Paisje zyre orendi		477,294	29,353		506,647
4	Paisje zyre informatike		818,997	640,283		1,459,280
5	Ne proces					
	TOTALI		15,472,189	1,561,445		17,033,634

Vlera Kontabel Neto e A.A.Materiale 2011

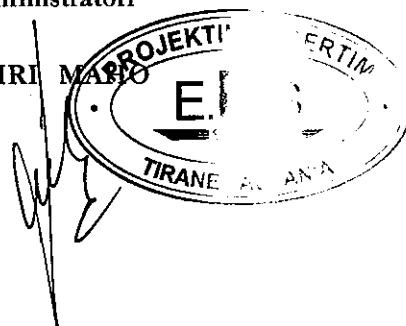
Nr	Emertimi	Sasia	Gjendje 1/1/2011	Shtesa	Pakesime	Gjendje 12/31/2011
1	Ndertesa					
2	Makineri e pajisje		3,870,784	82,750	710,052	3,243,482
3	Mjete transporti		908,786		181,757	727,029
4	Paisje zyre orendi		233,985	73,050	29,353	277,682
4	Paisje zyre informatike		2,052,845	2,080,998	640,283	3,493,560
5	Me proces			13,810,650		13,810,650
	TOTALI		7,066,400	16,047,447	1,561,445	21,552,402

Administratori
FAHRI MAHO

E.B.S
 sh.p.k
TIRANE - ALBANIA

ANEKS STATISTIKOR					
	<i>TE ARDHURAT</i>	<i>Numri i Llogarise</i>	<i>Kodi Statistikor</i>	Viti 2011	Viti 2010
1	Shitjet gjithsej (a + b +c)	70	11100	50076	56542
a)	Te ardhura nga shitja e Produktit te vet	701/702/703	11101		
b)	Te ardhura nga shitja e Shërbimeve	704	11102	50,076	56,542
c)	te ardhura nga shitja e Mallrave	705	11103		
2	Të ardhura nga shitje të tjera (a+b+c)	708	11104		
a)	Qeraja	7081	111041		
b)	Komisione	7082	111042		
c)	Transport per te tjeret	7083	111043		
3	prodhimeve në proces :	71	11201		
	Shtesat (+)		112011		
	Pakesimet (-)		112012		
4	:	72	11300		
	<i>nga i cili: Prodhim i aktiveve afatgjata</i>		11301		
5	Të ardhura nga grantet (Subvencione)	73	11400		
6	Të tjera (Interesa banke)	75	11500		
7	Të ardhura nga shitja e aktiveve afatgjata	77	11600		
I)	Totali i te ardhurave I= (1+2+/-3+4+5+6+7+8)		11800	50076	56542

Administratori


FAHRI MARI



ANEKS STATISTIKOR					
	<i>SHPENZIMET</i>	<i>Numri i Llogarise</i>	<i>Kodi Statistikor</i>	Viti 2011	Viti 2010
1	Blerje, shpenzime (a+/-b+c+/-d+e)	60	12100	12,652	9,929
a)	tjera	601+602	12101	10,229	3,455
b))		12102	2,423	6,474
c)	Mallra të blera	605/1	12103		
d)	Ndryshimet e gjëndjeve të Mallrave (+/-)		12104		
e)	Shpenzime per sherbime	605/2	12105		
2	Shpenzime per personelin (a+b)	64	12200	12,390	6,784
a-	Pagat e personelit	641	12201	10,764	5,987
b-	shëndetsore	644	12202	1,626	797
3	Amortizimet dhe zhvlerësimet	68	12300	1,561	1,590
4	Shërbime nga të tretë (a+b+c+d+e+f+g+h+i+j+k+l+m)	61	12400	6,397	28,573
a)	Sherbimet nga nen-kontraktoret		12401	372	22,162
b)	Trajtime te pergjithshme	611	12402		
c)	Qera	613	12403		
d)	Mirembajtje dhe riparime	615	12404		
e)	Shpenzime për Siguracione	616	12405	88	165
f)	Kerkim studime	617	12406		
g)	Sherbime të tjera	618	12407	1,452	5,739
h)	licensa	623	12408		
i)	Shpenzime per publicitet, reklama	624	12409		
j)	Transferime, udhetime, dieta	625	12410	3,861	
k)	Shpenzime postare dhe telekomunikacioni	626	12411	558	391
l)	Shpenzime transporti	627	12412		
	per Blerje	6271	124121		
	per shitje	6272	124122		
m)	Shpenzime per sherbime bankare	628	12413	66	116
5	Tatime dhe taksa (a+b+c+d)	63	12500	487	165
a)	Taksa dhe tarifa doganore	632	12501		
b)	Akciza	633	12502		
c)	Taksa dhe tarifa vendore	634	12503		
d)	Taksa e regjistrimit dhe tatime te tjera	635+638	12504	487	165
II)	Totali i shpenzimeve II=(1+2+3+4+5)		12600	33,487	47,041
Informatë:				Viti 2010	Viti 2011
1	Numri mesatar i te punesuarve		14000	10	10
2	Investimet		15000		
a)	Shtimi i asetëve fikse		15001	13,810	1,590
	nga te cilat: asetë te reja		150011	13,810	1,590
b)	Pakesimi i asetëve fikse		15002		
	nga te cilat shitja e asetëve ekzistuese		150021		

Administratori

FAHRI MAHO



		Aktiviteti	Te ardhurat nga aktiviteti
1	Tregti	Tregti karburanti	
2	Tregti	Tregti ushqimore,pije	
3	Tregti	Tregti materiale ndertimi	
4	Tregti	Tregti cigaresh	
5	Tregti	Tregti artikuj industrial	
6	Tregti	Farmaci	
7	Tregti	Eksport mallrash	
8	Tregti	Tregti te tjera	
I		Totali i te ardhurave nga tregtia	0
9	Ndertim	Ndertim banese	
10	Ndertim	Ndertim pune publike	
11	Ndertim	Ndertime te tjera	50,076
II		Totali i te ardhurave nga ndertimi	50,076
12	Prodhim	Eksport, prodhime te ndryshme	
13	Prodhim	Fason te cdo lloji	
14	Prodhim	Prodhim materiale ndertimi	0
15	Prodhim	Prodhim ushqimore	
16	Prodhim	Prodhim pije alkolike, etj	
17	Prodhim	Prodhime energji	
18	Prodhim	Prodhim hidrokarbure,	
19	Prodhim	Prodhime te tjera	
III		Totali i te ardhurave nga prodhimi	0
20	Transport	Transport mallrash	
21	Transport	Transport malli nderkombetare	
22	Transport	Transport udhetaresh	
23	Transport	Transport udhetaresh nderkombetare	
IV		Totali i te ardhurave nga transporti	0
24	Sherbimi	Sherbime financiare	0
25	Sherbimi	Siguracione	
26	Sherbimi	Sherbime mjekesore	
27	Sherbimi	Bar restorante	
28	Sherbimi	Hoteleri	
29	Sherbimi	Lojra Fati	
30	Sherbimi	Vepimtari televizive	
31	Sherbimi	Telekomunikacion	
32	Sherbimi	Eksport sherbimish te ndryshme	
33	Sherbimi	Profesione te lira	
34	Sherbimi	Sherbime te tjera	
V		Totali i te ardhurave nga sherbimet	0
		TOALI (I+II+III+IV+V)	50,076
	Te punesuar mesatarisht per vitin 2010:		Nr. I te punesuarve
	Me page deri ne 20.000 leke		4
	Me page nga 20.001 deri ne 30.000 leke		1
	Me page nga 30.001 deri ne 66.500 leke		18
	Me page nga 66.501 deri ne 84.100 leke		
	Me page me te larte se 84.100 leke		1
	Totali		24

Administratori
FAHRI MAHO

" E.B.S " SHPK


NIPT K 72014002 P

INVENTARI I MJETEVE TE TRASPORTIT

				Ne 000/leke
NR	LLOJI I MJETIT	KAPACITETI	TARGA	VLERA
1	.Kamioncine BenzTr4836 F	2 Ton		750,000
2	Volvo Tr 9837 F			363,760
3	Scania Tr 6723 F			247,639
4	Rimorkiator Tr 2517 J			540,618
5	Kok Kamioni			1,069,376
6	Trajler			786,980
7	Kamion Benz			957,928
	Shuma			4,716,301

ADMINISTRATORI

FAHRI MAHO



INVENTARI I MALLRAVE 31.12.2011

Nr	Artikulli	Njesia	Sasia	Cmimi	Vlera
1	Matsa Uji	cope	10	5413	54134
2	Puceta	cope	229	1310	300000
3	Tabo Polietileni	kg	642	181	115987
4	Tabo Plastike	kg	5000	191.5	957554
	Shuma				1427675

ADMINISTRATORI

FAHRI MAHO



RAKORDIMI I SHPENZIMEVE BLERJE PER VITIN 2011

Nr.	Artikulli	Njesi	Blerjet e Ushtrimit 351. Magazina						SHUMA						Dajlet e Ushtrimit(KMSH)			Gjendja me 31.12.2011							
			Gjendja me 1.1.2011		351. Magazina		351. Magazina		Cmimi		Vlera		Sasia		Kosto		Vlera		Sasia		Cmimi		Vlera		
			Sasia	Cmimi	Vlera	Sasia	Cmimi	Vlera	Sasia	Cmimi	Vlera	Sasia	Cmimi	Vlera	Sasia	Cmimi	Vlera	Sasia	Cmimi	Vlera	Sasia	Cmimi	Vlera		
1	Akcesor Hidro	leke			406899			31168			438067			185	6551.3	1208712			438067			0	6551.3	1208712	
2	Beton per gatitur	m3	0	0	0	184.5	6551	1208712	185	6551.3	1208712	185	6551.3	185	6551.3	1208712	185	6551.3	1208712	0	6551.3	1208712	0	6551.3	1208712
3	Cimento	kg	43250	7	319888	80950	8	617650	124200	7.5	937538	124200	7.5	937538	124200	7.5	937538	124200	0	7.5	937538	0	7.5	937538	
4	Dritare dur.alu	m2	0	0	0	104.09	4832	503008	104	4832.4	503008	104	4832.4	104	4832.4	503008	104	4832.4	503008	0	4832.4	503008	0	4832.4	503008
5	Dyer druri	cope	0	0	0	9	9083	81750	9	9083.3	81750	9	9083.3	9	9083.3	81750	9	9083.3	81750	0	9083.3	81750	0	9083.3	81750
6	Granit	m3	0	0	0	101.5	654	66350	102	653.7	66350	102	653.7	102	653.7	66350	102	653.7	66350	0	653.7	66350	0	653.7	66350
7	Hekur	"	3320	57	188446	29308	82	2398318	32628	79.3	2586764	32628	79.3	335	25.6	8583	335	25.6	8583	0	25.6	8583	0	25.6	8583
8	Kolle	kg	0	0	0	335	26	8583	335	26	8583	335	26	6	27120	166629	6	27120	166629	0	27120	166629	0	27120	166629
9	Lende druri	m3	0	0	0	6.1	27120	166629	6	27120	166629	6	27120	7000	21.6	151250	7000	21.6	151250	0	21.6	151250	0	21.6	151250
10	Llamarne	kg	0	0	0	7000	22	151250	7000	21.6	151250	7000	21.6	10	5413.4	54134	10	5413.4	54134	0	5413.4	54134	0	5413.4	54134
11	Matsa Uji	cop	10	0	0	0	0	0	0	0	0	0	0	0	0	0	0	0	0	0	0	0	0	0	0
12	M Hidros Bol.Dush etj		0	0	0	0	0	315466	0	0	315466	0	0	0	0	0	0	0	0	0	0	0	0	0	0
13	M. Elektrike		360579	0	0	0	0	118394	0	0	118394	0	0	381	1312.3	500000	381	1312.3	500000	0	1312.3	500000	0	1312.3	500000
14	Puceta	kg	381	1312	500000	0	0	0	26	982.7	25550	26	982.7	26	982.7	25550	26	982.7	25550	0	982.7	25550	0	982.7	25550
15	Pilaka Muri	m2	0	0	0	126.7	200586	200586	127	1583.2	200586	127	1583.2	127	1583.2	200586	127	1583.2	200586	0	1583.2	200586	0	1583.2	200586
16	Pilaka Shtrimi	m2	0	0	0	618	81041	81041	618	131.1	81041	618	131.1	80	175.0	14000	80	175.0	14000	0	175.0	14000	0	175.0	14000
17	Profile metalike	m2	0	0	0	80	14000	14000	80	175.0	14000	80	175.0	102	1084.2	110050	102	1084.2	110050	0	1084.2	110050	0	1084.2	110050
18	Protofon	m3	0	0	0	101.5	1714177	1714177	102	1084.2	110050	102	1084.2	1714177	1714177	1714177	1714177	1714177	1714177	0	1714177	1714177	0	1714177	1714177
19	Rere	m3	0	0	0	0	0	0	0	0	0	0	0	1195	180.7	215968	1195	180.7	215968	0	180.7	215968	0	180.7	215968
20	Te nryshme	"	1195	0	0	0	0	0	0	0	0	0	0	0	0	0	0	0	0	0	0	0	0	0	0
21	Tubo Polietileni	leke	0	0	0	0	0	0	0	0	0	0	0	0	0	0	0	0	0	0	0	0	0	0	0
22	Rubneta	kg	5946	192	1138723	0	0	0	5946	191.5	1138723	5946	191.5	946	191.5	181169	946	191.5	181169	5000	191.5	957554	5000	191.5	957554
23	Tubo Plastike	kg	2668	15	40533	9760	30	292800	12428	26.8	333333	12428	26.8	333333	333333	333333	333333	333333	333333	0	26.8	333333	0	26.8	333333
24	Tulla	cope	2668	15	40533	9760	30	292800	12428	26.8	333333	12428	26.8	333333	333333	333333	333333	333333	333333	0	26.8	333333	0	26.8	333333
	Shuma		xx	xx	3274070	xx	xx	8105482	xx	xx	11379552	xx	xx	9951877	9951877	9951877	9951877	9951877	9951877	642	180.7	115987	642	180.7	115987

ADMINISTRATORI
FAHRI WAHO



E. B. S. Shpk
SHPENZIME BLERJE
2011

Type	Date	Num	Name	Memo	Amount	Balance
600-TOTALI SHPENZIME						
600.1.-SHPENZIME RRJEDHESE						
601-Blerjet materjale						
-Aksesor Hidro						
General Journal	12/27/2011	8847...	MEGATEK SHA		31,168.00	31,168.00
Total -Aksesor Hidro					31,168.00	31,168.00
-Beton i pergatitur M-250						
General Journal	3/1/2011	485	Korabi 2007 Shpk	9	56,250.00	56,250.00
General Journal	3/2/2011	486	Korabi 2007 Shpk	8	50,000.00	106,250.00
General Journal	3/2/2011	489	Korabi 2007 Shpk	12	75,000.00	181,250.00
General Journal	3/7/2011	495	Korabi 2007 Shpk	18	112,500.00	293,750.00
General Journal	3/8/2011	496	Korabi 2007 Shpk	10.5	65,625.00	359,375.00
General Journal	6/7/2011	83	ENRIKU SHPK	8	51,336.00	410,711.00
General Journal	6/7/2011	84	ENRIKU SHPK	9	57,750.00	468,461.00
General Journal	6/7/2011	87	ENRIKU SHPK	11	70,584.00	539,045.00
General Journal	6/7/2011	88	ENRIKU SHPK	9	57,750.00	596,795.00
General Journal	6/8/2011	89	ENRIKU SHPK	10	64,167.00	660,962.00
General Journal	6/8/2011	90	ENRIKU SHPK	12	77,000.00	737,962.00
General Journal	6/8/2011	91	ENRIKU SHPK	9	57,750.00	795,712.00
General Journal	10/8/2011	78	Korabi 2007 Shpk	8	56,000.00	851,712.00
General Journal	10/18/2011	79	Korabi 2007 Shpk	8	56,000.00	907,712.00
General Journal	10/19/2011	82	Korabi 2007 Shpk	8	56,000.00	963,712.00
General Journal	10/20/2011	83	Korabi 2007 Shpk	8	56,000.00	1,019,712.00
General Journal	10/20/2011	84	Korabi 2007 Shpk	8	56,000.00	1,075,712.00
General Journal	10/21/2011	85	Korabi 2007 Shpk	8	56,000.00	1,131,712.00
General Journal	10/21/2011	86	Korabi 2007 Shpk	8	56,000.00	1,187,712.00
General Journal	10/21/2011	87	Korabi 2007 Shpk	3	21,000.00	1,208,712.00
Total -Beton i pergatitur M-250					1,208,712.00	1,208,712.00
-Cimento Ndertimi						
General Journal	2/17/2011	35	Ani Shpk Tirane	8000	65,600.00	65,600.00
General Journal	5/13/2011	97	Ani Shpk Tirane	5350	41,730.00	107,330.00
General Journal	9/30/2011	268	Ani Shpk Tirane	252	196,560.00	303,890.00
General Journal	10/26/2011	281	Ani Shpk Tirane	21200	156,880.00	460,770.00
General Journal	12/1/2011	298	Ani Shpk Tirane	21200	156,880.00	617,650.00
Total -Cimento Ndertimi					617,650.00	617,650.00
-Dritare Duralumini						
General Journal	11/3/2011	51	AL ALB TIRANA	33.7777 m2	165,510.00	165,510.00
General Journal	12/11/2011	60	AL ALB TIRANA	70.312	337,498.00	503,008.00
Total -Dritare Duralumini					503,008.00	503,008.00
-Dyer						
General Journal	3/18/2011	815645	PRAKTIKIER	9	81,750.00	81,750.00
Total -Dyer					81,750.00	81,750.00
-Garanil						
General Journal	6/7/2011	82	ENRIKU SHPK	24	21,600.00	21,600.00
General Journal	6/7/2011	85	ENRIKU SHPK	20	18,000.00	39,600.00
General Journal	6/7/2011	86	ENRIKU SHPK	7.5	6,750.00	46,350.00
General Journal	10/31/2011	173	Herr Konstruksion ...	50	20,000.00	66,350.00
Total -Garanil					66,350.00	66,350.00
-Hekur ndertimi						
General Journal	2/13/2011	34	Ani Shpk Tirane	15304	1,071,280.00	1,071,280.00
General Journal	5/13/2011	97	Ani Shpk Tirane	10884	783,648.00	1,854,928.00
General Journal	9/30/2011	268	Ani Shpk Tirane	3120	224,640.00	2,079,568.00
General Journal	10/26/2011	281	Ani Shpk Tirane		318,750.00	2,398,318.00
Total -Hekur ndertimi					2,398,318.00	2,398,318.00
-Kolle e Stuko						
General Journal	10/27/2011	5241	Billo & Co Tirane	335 kg	8,583.00	8,583.00
Total -Kolle e Stuko					8,583.00	8,583.00

E. B. S. Shpk
SHPENZIME BLERJE
2011

Type	Date	Num	Name	Memo	Amount	Balance
-Lende Druri						
General Journal	3/1/2011	59	Bredhi Yes Shpk	3.345	66,917.00	66,917.00
General Journal	3/7/2011	68	Bredhi Yes Shpk	1.1042	22,084.00	89,001.00
General Journal	4/14/2011	13	Bredhi Yes Shpk	1.695	33,917.00	122,918.00
General Journal	12/17/2011	8846...	MEGATEK SHA		43,710.63	166,628.63
Total -Lende Druri					166,628.63	166,628.63
-Llamarine 430 2 B						
General Journal	6/27/2011	297	Italinoks Shqiperia ...	5	68,750.00	68,750.00
General Journal	9/12/2011	419	Italinoks Shqiperia ...	2	82,500.00	151,250.00
Total -Llamarine 430 2 B					151,250.00	151,250.00
-Mat.Hidrosan-Dushe Bolier etj						
General Journal	10/10/2011	513	Anida Shpk		34,200.00	34,200.00
General Journal	12/26/2011	2974	Emigres Shpk		38,916.00	73,116.00
Total -Mat.Hidrosan-Dushe Bolier etj					73,116.00	73,116.00
-Materjale elektrike						
General Journal	3/14/2011	38731	MEGATEK SHA		7,666.67	7,666.67
General Journal	10/17/2011	750	Tea Av Tirane	tela 1.5,2,5 tu...	36,510.00	44,176.67
General Journal	12/20/2011	1428	Electronet Albania ...		74,217.00	118,393.67
Total -Materjale elektrike					118,393.67	118,393.67
-Pllaka Muri						
General Journal	11/30/2011	27947	PRAKTIKIER	3 m2	6,400.00	6,400.00
General Journal	11/30/2011	27895	PRAKTIKIER	19	15,200.00	21,600.00
General Journal	12/4/2011	8846...	MEGATEK SHA	4	3,950.00	25,550.00
Total -Pllaka Muri					25,550.00	25,550.00
-Pllaka shtrimi						
General Journal	10/14/2011	2464	Emigres Shpk		77,808.00	77,808.00
General Journal	10/27/2011	5241	Billo & Co Tirane	50 m2	52,084.00	129,892.00
General Journal	11/16/2011	45852	MEGATEK SHA	50 m2	53,552.08	183,444.08
General Journal	11/16/2011	2750	Emigres Shpk	26.7	17,142.25	200,586.33
Total -Pllaka shtrimi					200,586.33	200,586.33
-Profile metalike						
General Journal	9/12/2011	419	Italinoks Shqiperia ...	68	28,333.34	28,333.34
General Journal	12/20/2011	307	Ibrsahim META	550	52,708.00	81,041.34
Total -Profile metalike					81,041.34	81,041.34
-Protefon						
General Journal	3/18/2011	533	Mat Edil Shpk	80 m2	14,000.00	14,000.00
Total -Protefon					14,000.00	14,000.00
-Rekorderi etj						
General Journal	10/27/2011	762	Tea Av Tirane		41,430.00	41,430.00
Total -Rekorderi etj					41,430.00	41,430.00
-Rere e Lare						
General Journal	6/6/2011	79	ENRIKU SHPK	15.5 m3	23,250.00	23,250.00
General Journal	6/6/2011	80	ENRIKU SHPK	20	26,000.00	49,250.00
General Journal	6/6/2011	81	ENRIKU SHPK	16	20,800.00	70,050.00
General Journal	10/31/2011	173	Herr Konstruksion ...	50	40,000.00	110,050.00
Total -Rere e Lare					110,050.00	110,050.00
-Te ndryshme						
General Journal	1/1/2011	26360	InfoSoft Sha Tirane	eps etj	10,250.00	10,250.00
General Journal	1/31/2011	10	Geotrim Shpk		1,625,329.77	1,635,579.77
General Journal	1/31/2011	424	Euro Office Kanceleri		2,383.30	1,637,963.07
General Journal	12/3/2011	28085	PRAKTIKIER	plastike stam...	32,093.33	1,670,056.40
General Journal	12/24/2011	8847...	MEGATEK SHA	AKSESOR D...	44,120.75	1,714,177.15
Total -Te ndryshme					1,714,177.15	1,714,177.15
-Te ndryshme Boj,Bullona,Ele						
General Journal	10/27/2011	8845...	MEGATEK SHA		49,428.00	49,428.00
Total -Te ndryshme Boj,Bullona,Ele					49,428.00	49,428.00

E. B. S. Shpk
SHPENZIME BLERJE
2011

Type	Date	Num	Name	Memo	Amount	Balance
-Te ndryshme,rubineta vegla etj						
General Journal	5/2/2011	90	Tools Market Shpk		71,000.00	71,000.00
General Journal	12/6/2011	808	Tea Av Tirane		42,739.80	113,739.80
General Journal	12/22/2011	832	Tea Av Tirane		37,752.00	151,491.80
Total -Te ndryshme,rubineta vegla etj					151,491.80	151,491.80
-Tulla						
General Journal	5/5/2011	2608	Kid Alba Shpk	3680	110,400.00	110,400.00
General Journal	6/27/2011	3546	Kid Alba Shpk	3680	110,400.00	220,800.00
General Journal	7/18/2011	3867	Kid Alba Shpk	2400	72,000.00	292,800.00
Total -Tulla					292,800.00	292,800.00
Total 601-Blerjet materjale					8,105,481.92	8,105,481.92
Total 600.1.-SHPENZIME RRJEDHESE					8,105,481.92	8,105,481.92
Total 600-TOTALI SHPENZIME					8,105,481.92	8,105,481.92
TOTAL					8,105,481.92	8,105,481.92

E.B.S. SHPK
TIRANE
INVENTARI I AKTIVEVE AFAT GJATE MATERJALE 31.12.2011
(Kosto historike dhe Amortizimi i Akumuluar)

NR	EMERTIMI	Koha e formimit të AQT	Njësia e matjes	Sasia	Çmimi për njësi	Vlefë kontabile 31.12.2010	Amortizim i akumuluar 01.01.2011	vlefë e mbetur kosto Amortizimi	Amortizimi vjetor 2011	Amortizim i akumuluar 31.12.2011
A	B		2	3	4	5	6	7	8	9
I	Ndertesa me afat të gjatë për	0	0	0	0	0	0	0	0	0
II	Aktivët makineri									
1	Gjeneratore	2003	Cope	1	450,000	450,000	392,400	57,600	11,520	403,920
2	Ziarrfjese	2003	Cope	1	11,500	11,500	10,028	1,472	294	10,322
3	Krui vibrues	2003	Cope	1	171,785	171,785	149,796	21,989	4,398	154,194
4	Motokompresore	2003	Cope	1	108,515	108,515	94,625	13,890	2,778	97,403
5	Prerese Asfalti	2003	Cope	1	47,963	47,963	41,824	6,139	1,228	43,052
6	Tokmak Mekanik	2003	Cope	1	28,777	28,777	25,094	3,683	737	25,831
7	Eskavatore FAI	2003	Cope	1	567,510	567,510	494,868	72,642	14,528	509,396
8	Eskavatore me Zinxhire	2003	Cope	1	480,105	480,105	418,651	61,454	12,291	430,942
9	Betoniere	2003	Cope	3	25,000	75,000	65,400	9,600	1,920	67,320
10	Kompresore 100 L	2003	Cope	1	53,000	53,000	46,216	6,784	1,357	47,573
11	Karroca dore	2003	Cope	3	11,200	33,600	29,299	4,301	860	30,159
12	Kompresori Raktus	2003	Cope	1	72,350	72,350	63,009	9,341	1,952	64,941
13	Sharre Asfalti	2003	Cope	1	46,784	46,784	40,796	5,988	1,198	41,994
14	Shtypse dheu	2003	Cope	1	45,309	45,309	39,510	5,799	1,160	40,670
15	Kove Eskavatori	2003	Cope	1	8,827	8,827	7,694	1,133	227	7,921
16	Karroca dore	2003	Cope	3	4,483	13,449	11,727	1,722	344	12,071
17	Karroca dore	2003	Cope	2	4,500	9,000	7,848	1,152	230	8,078
18	Pompe Uji	2003	Cope	1	18,326	18,326	15,980	2,346	469	16,449
19	Matrapik SDS	2003	Cope	1	97,000	97,000	84,584	12,416	2,483	87,067
20	Betoniere	2003	Cope	3	54,000	162,000	141,264	20,736	4,147	145,411
21	Gjeneratore Sharre, Trokatrice	2003	Cope	1	829,500	829,500	707,001	122,499	24,500	731,501
22	Stabilizatore	2003	Cope	1	400,000	400,000	348,800	51,200	10,240	359,040
23	Gjeneratore Selencioz	2004	Cope	1	266,667	266,667	232,533	34,134	6,327	239,360
24	Gjeneratore	2004	Cope	1	599,566	599,566	522,839	76,747	15,349	536,188
25	PompeCentrifugale	2004	Cope	1	177,257	177,257	154,568	22,689	4,538	159,106
26	Makine prerese Asfati	2004	Cope	1	431,984	431,984	376,690	55,294	11,959	387,749

27	Vinxh	2004	Cope	1	1,446,106	1,446,106	1,446,106	1,067,018	379,088	75,818	1,142,836
28	Makine klyse hekuri	2004	Cope	1	212,220	212,220	212,220	185,056	27,164	5,433	190,488
29	Makine prerese Asfalti	2004	Cope	1	211,220	211,220	211,220	184,184	27,036	5,407	189,591
30	Betoniere	2005	Cope	1	24,500	24,500	24,500	21,364	3,136	627	21,991
31	Aparat ngjitje tuba plastike	2005	Cope	1	819,767	819,767	819,767	714,837	104,930	20,986	735,823
32	Eskavatore	2005	Cope	1	1,600,000	1,600,000	1,600,000	1,075,712	524,288	104,858	1,180,570
33	Makina gryese	2005	Cope	1	242,620	242,620	242,620	163,118	79,502	15,900	179,018
34	Kova eskavatori (4 cope)	2005	Cope	1	121,310	121,310	121,310	105,782	15,528	3,106	108,888
35	Gjeneratore	2005	Cope	1	108,100	108,100	108,100	94,263	13,837	2,767	97,030
36	Rrul shtrimi	2005	Cope	1	23,876	23,876	23,876	20,820	3,056	611	21,431
37	Karroca	2005	Cope	1	6,000	6,000	6,000	5,232	768	154	5,386
38	Rrula	2005	Cope	1	119,370	119,370	119,370	104,091	15,279	3,056	107,147
39	Eskavatore	2005	Cope	1	1,534,875	1,534,875	1,534,875	993,911	540,964	108,193	1,102,104
40	Skelari	2005	Cope	100	1,050	1,050	1,050	91,560	13,440	2,668	94,248
41	Skelari	2006	Cope	60	1,100	1,100	1,100	76,736	11,264	2,253	76,989
42	Skelari	2006	Cope	90	1,100	1,100	1,100	86,328	12,672	2,534	88,862
43	Skelari	2006	Cope	60	1,100	1,100	1,100	76,736	11,264	2,253	76,989
44	Skelari	2006	Cope	100	1,012	1,012	1,012	152,993	22,458	4,492	157,485
45	Detoniere	2007	Cope	1	30,000	30,000	30,000	17,712	12,288	2,456	20,170
46	Trapan dore	2007	Cope	10	3,300	3,300	3,300	19,483	13,517	2,703	22,186
47	Elektrogur	2007	Cope	10	2,900	2,900	2,900	17,096	11,904	2,381	19,477
48	Sharre prerje	2007	Cope	2	14,500	14,500	14,500	17,096	11,904	2,391	19,477
49	Kompresore	2007	Cope	1	35,000	35,000	35,000	20,664	14,336	2,867	23,531
50	Kompresore ajri	2007	Cope	3	22,500	67,500	67,500	39,852	27,648	5,530	45,382
51	Trapan dore	2007	Cope	5	3,200	16,000	16,000	16,566	2,432	100	17,054
52	Aspiratore	2007	Cope	3	6,500	19,500	19,500	11,513	7,987	1,597	13,110
53	Elektrogure	2007	Cope	10	4,100	41,000	41,000	24,206	16,794	3,359	27,565
54	Gjeneratore	2007	Cope	1	35,000	35,000	35,000	20,664	14,336	2,867	23,531
55	Zmerilues	2007	Cope	3	3,250	9,750	9,750	5,756	3,994	799	6,555
56	Saldatrice	2007	Cope	3	21,000	63,000	63,000	37,195	25,805	5,161	42,356
57	Depozite kompresori	2007	Cope	1	19,000	19,000	19,000	11,218	7,782	1,556	12,774
58	Kompresore	2007	Cope	2	27,500	55,000	55,000	32,472	22,528	4,506	36,978
59	Krik makine	2007	Cope	2	7,500	15,000	15,000	8,856	6,144	1,228	10,085
60	Trapan dore	2007	Cope	10	4,150	41,500	41,500	24,502	16,998	3,400	27,902
61	Elektrogure	2007	Cope	10	4,000	40,000	40,000	23,616	16,384	3,277	26,893
62	Gjeneratore	2007	Cope	2	37,500	75,000	75,000	44,280	30,720	6,144	50,424
63	Te ndryshme karroca e the	2008	x	x	326,420	326,420	326,420	117,511	208,909	41,762	159,293

64	Te ndryshime karroca e the	2009	x	x	x	106,138	21,228	84,910	16,982	38,210
65	Takometer	23.04.2010	Cope	1	760,650	760,650	86,742	671,908	86,742	177,464
66	Trapani Shtarre	16.10.2010	Cope	1	158,500	158,500	5,283	153,217	5,283	10,566
67	Trapani elektrike	2/5/2011	Cope	2	82,750	82,750	-	82,750	6,896	6,896
	SHUMA				14,321,917	10,368,378	3,953,539	710,054	11,078,432	
III	Komputera dhe Sisteme informatike									
1	Komputer + printer	2003	Cope	1	64,200	64,200	56,978	7,222	1,806	58,784
2	P. Zyre etj	2003	Cope	1	5,834	5,834	5,178	656	164	5,342
3	Fotokopje	2003	Cope	1	14,167	14,167	12,573	1,594	399	12,972
4	Komputer	2003	Cope	1	135,945	135,945	111,750	24,195	6,049	117,799
5	Fotokopje	2005	Cope	1	14,167	14,167	11,298	2,869	717	12,015
6	Printer etj	2005	Cope	1	159,087	159,087	130,773	28,314	7,079	137,852
7	Komputera	2007	Cope	4	37,438	149,751	65,516	84,235	21,059	86,575
8	Komputera	2006	Cope	1	52,000	52,000	13,000	39,000	9,750	22,750
9	Komputera	2009	Cope	4	157,446	629,784	157,446	472,338	118,085	275,531
10	Mates modem	21.01.2010	Cope	1	52,000	52,000	11,916	40,084	11,916	23,832
11	Komputer	13.04.2010	Cope	1	45,175	45,175	6,588	38,587	6,588	13,176
12	Printer etj	25.06.2010	Cope	1	106,333	106,333	11,076	95,257	11,076	22,152
13	Komputer+printer+paiste kompj	26.06.2010	Cope	1	423,500	423,500	44,114	379,386	44,114	88,228
14	Komputer	30.06.2010	Cope	1	141,167	141,167	14,704	126,463	14,704	29,408
15	UAM 3045B	6.07.2010	Cope	1	144,583	144,583	12,048	132,535	12,048	24,096
16	Komputer komplet	15.07.2010	Cope	1	135,999	135,999	34,000	101,999	25,500	59,500
17	HP - CH 337A	30.09.2010	Cope	1	373,325	373,325	93,331	279,994	60,000	153,330
18	Komputer komplet	09.10.2010	Cope	1	78,167	78,167	19,542	58,625	14,656	34,198
19	Printer	10.10.2010	Cope	1	7,083	7,083	1,771	5,312	1,328	3,099
20	Aparat fotoje	16.11.2010	Cope	1	21,583	21,583	5,396	16,187	4,047	9,443
21	Fotoprojektor	05.12.2010	Cope	1	72,325	72,325	-	72,325	18,081	18,081
22	Komputer komplet	07.12.2010	Cope	1	45,667	45,667	-	45,667	11,417	11,417
23	Zhalon etj	23.01.2011	Cope	1	81,093	81,093	-	81,093	18,583	18,583
24	Komputer	05.05.2011	Cope	2	67,167	134,333	-	134,333	16,791	16,791
25	Aparat trimbe R4	26.06.2011	Cope	1	1,865,571	1,865,571	-	1,865,571	194,330	194,330
	SHUMA				4,952,839	818,998	4,133,841	640,283	1,459,281	
IV	Miete Transporti									
1	Kamioncine Benz Tr 4836 F	2000	Cope	1	750,000	750,000	670,000	80,000	16,000	686,000
2	Volvo Tr 9837F	2002	Cope	1	363,760	363,760	325,918	37,842	7,568	333,486
3	Scania Tr 6723 F	2003	Cope	1	247,639	247,639	212,892	34,747	6,949	219,841
4	Rimorkiatori Tr 2517 J	2004	Cope	1	540,618	540,618	431,620	108,998	21,800	453,420

5	Kok Kamioni	2005	Cope	1	1,069,376	1,069,376	789,045	280,331	56,066	845,111
6	Trajter	2005	Cope	1	786,980	786,980	621,938	165,042	33,008	654,946
7	Kamion Benz	2005	Cope	1	957,928	957,928	756,102	201,826	40,365	796,467
	SHUMA					4,716,301	3,807,515	908,786	181,757	3,989,272
V	Daste Grandi zyre									
1	Karrike rrotulluese	2003	Cope	2	18,000	36,000	31,950	4,050	1,013	32,963
2	Tavoline druri	2003	Cope	4	24,750	99,000	89,089	9,911	2,478	91,567
3	Raft	2003	Cope	2	55,000	110,000	98,988	11,012	2,753	101,741
4	Komplet	2003	Cope	1	146,000	146,000	122,930	23,070	5,768	128,698
5	Varse	2003	Cope	4	11,925	47,700	42,334	5,366	1,342	43,676
6	Biblioteke	2003	Cope	1	55,400	55,400	49,168	6,232	1,558	50,726
7	Karrike rrotulluese	2005	Cope	1	44,815	44,815	33,550	11,265	2,816	36,366
8	Karrike	03.07.2010	Cope	9	5,100	45,900	4,781	41,119	4,781	9,562
9	Karrike rrotulluese	02.09.2010	Cope	2	18,729	37,458	2,341	35,117	2,341	4,682
10	Tavoline druri	26.09.2010	Cope	1	7,475	7,475	467	7,008	467	934
11	Ingrohes	15.11.2010	Cope	2	40,766	81,531	1,698	79,833	1,698	3,396
12	Tavolin pune	5/4/2011	Cope	1	23,466	23,466	-	23,466	2,337	2,337
13	Aparat telefoni	22/12/2011	Cope	1	49,583	49,583	-	49,583	-	-
	SHUMA					784,328	477,296	307,032	29,351	506,647
	TOTALI					24,775,385	15,472,187	9,303,198	1,561,445	17,033,632



ADMINISTRATORI
Fahri MAHO

[Handwritten signature]