


## PROFILI GJATESOR PK 1-22

**LEGJENDE**

— Vija e Tokes

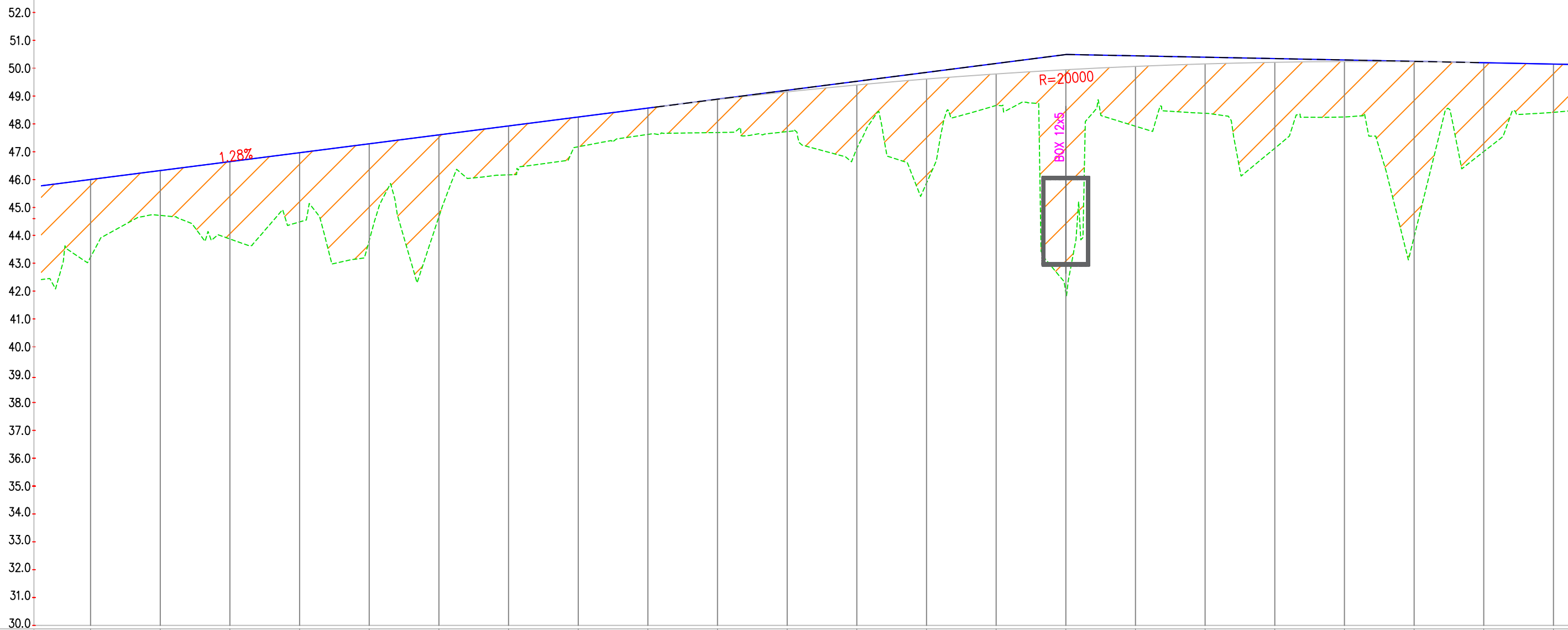
— Vija e Projektit



NUMRI I SEKSIONEVE	1	2	3	4	5	6	7	8	9	10	11	12	13	14	15	16	17	18	19	20	21	22
DISTANCA PROGRESIVE	0+000.00	0+025.00	0+050.00	0+075.00	0+100.00	0+125.00	0+150.00	0+175.00	0+200.00	0+225.00	0+250.00	0+275.00	0+300.00	0+325.00	0+350.00	0+375.00	0+400.00	0+425.00	0+450.00	0+475.00	0+500.00	0+525.00
DISTANCA PJESORE	25,00	25,00	25,00	25,00	25,00	25,00	25,00	25,00	25,00	25,00	25,00	25,00	25,00	25,00	25,00	25,00	25,00	25,00	25,00	25,00	25,00	25,00
KUOTA E PROJEKTTIT	42.63	42.67	42.73	42.78	42.84	42.90	42.96	43.01	43.07	43.13	43.19	43.27	43.38	43.53	43.71	43.91	44.15	44.42	44.72	45.04	45.36	45.68
KUOTA E TOKES	41.24	41.32	41.35	40.08	41.54	41.72	41.67	41.74	41.81	41.89	41.95	42.03	41.41	41.63	41.54	41.79	42.45	42.62	42.56	42.90	41.38	42.33
DIFERENCA	1.39	1.35	1.37	2.70	1.30	1.18	1.28	1.27	1.26	1.24	1.23	1.24	1.97	1.90	2.17	2.12	1.70	1.80	2.16	2.14	3.98	3.36
KILOMETRAZHI	00				01					02					03							05

## PROFILI GJATESOR PK 23-44


LEGJENDE  
— Vija e Tokes  
— Vija e Projektit



NUMRI I SEKSIONEVE	23	24	25	26	27	28	29	30	31	32	33	34	35	36	37	38	39	40	41	42	43	44			
DISTANCA PROGRESIVE	0+550.00	0+575.00	0+600.00	0+625.00	0+650.00	0+675.00	0+700.00	0+725.00	0+750.00	0+775.00	0+800.00	0+825.00	0+850.00	0+875.00	0+900.00	0+925.00	0+950.00	0+975.00	1+000.00	1+025.00	1+050.00	1+075.00			
DISTANCA PJESORE	25,00	25,00	25,00	25,00	25,00	25,00	25,00	25,00	25,00	25,00	25,00	25,00	25,00	25,00	25,00	25,00	25,00	25,00	25,00	25,00	25,00	25,00			
KUOTA E PROJEKTTIT	46.01	46.33	46.65	46.97	47.29	47.61	47.93	48.25	48.57	48.88	49.15	49.40	49.61	49.79	49.95	50.07	50.15	50.21	50.24	50.23	50.20	50.15			
KUOTA E TOKES	43.22	44.72	43.87	44.48	43.82	44.67	46.17	47.18	47.62	47.69	47.72	47.12	45.87	48.66	41.95	47.92	48.38	47.12	48.25	43.95	47.01	48.42			
DIFERENCA	2.78	1.61	2.78	2.48	3.47	2.94	1.76	1.07	0.95	1.18	1.43	2.27	3.74	1.13	8.00	2.15	1.77	3.09	1.99	6.29	3.19	1.73			
KILOMETRAZHI	06					07					08					09					10				

## PROFILI GJATESOR PK 45-66

LEGJENDE  
— Vija e Tokes  
— Vija e Projektit




NUMRI I SEKSIONEVE	45	46	47	48	49	50	51	52	53	54	55	56	57	58	59	60	61	62	63	64	65	66
DISTANCA PROGRESIVE	1+100.00	1+125.00	1+150.00	1+175.00	1+200.00	1+225.00	1+250.00	1+275.00	1+300.00	1+325.00	1+350.00	1+375.00	1+400.00	1+425.00	1+450.00	1+475.00	1+500.00	1+525.00	1+550.00	1+575.00	1+600.00	1+625.00
DISTANCA PJESORE	25,00	25,00	25,00	25,00	25,00	25,00	25,00	25,00	25,00	25,00	25,00	25,00	25,00	25,00	25,00	25,00	25,00	25,00	25,00	25,00	25,00	25,00
KUOTA E PROJEKTIT	50.10	50.05	50.00	49.95	49.90	49.85	49.80	49.75	49.70	49.65	49.61	49.56	49.51	49.46	49.41	49.36	49.31	49.26	49.21	49.16	49.11	49.06
KUOTA E TOKES	47.45	48.65	48.38	47.24	47.01	47.09	48.05	47.29	47.14	47.50	47.18	45.92	47.98	48.47	47.58	48.55	48.17	47.72	48.46	48.52	48.72	48.24
DIFERENCA	2.65	1.40	1.62	2.71	2.89	2.76	1.75	2.46	2.56	2.16	2.42	3.63	1.53	0.99	1.83	0.81	1.14	1.54	0.75	0.64	0.40	0.82
KILOMETRAZHI	11				12					13			14				15					16

# PROFILI GJATESOR PK 67-88

LEGJENDE  
— Vija e Tokes  
— Vija e Projektit

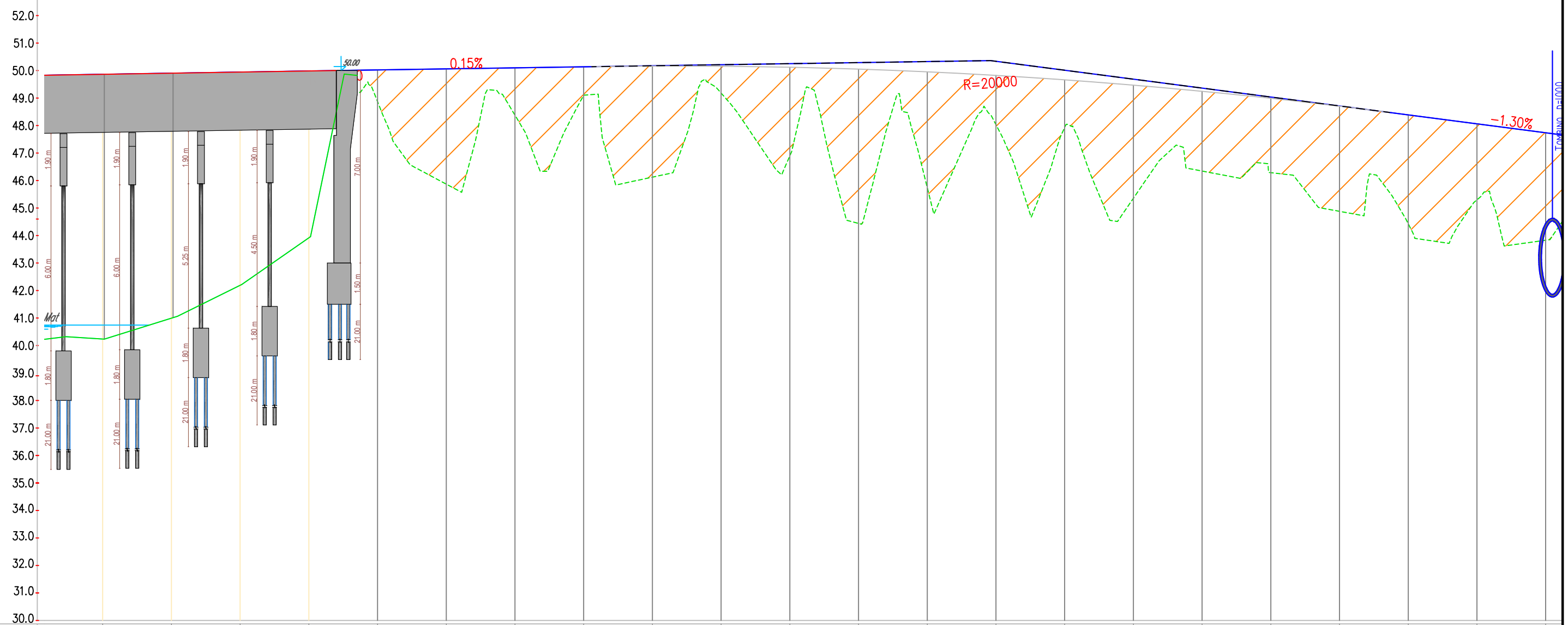
*URA MATIT L=620 m*



NUMRI I SEKSIONEVE	67	68	69	70	71	72	73	74	75	76	77	78	79	80	81	82	83	84	85	86	87	88					
DISTANCA PROGRESIVE	1+650.00	1+675.00	1+700.00	1+725.00	1+750.00	1+775.00	1+800.00	1+825.00	1+850.00	1+875.00	1+900.00	1+925.00	1+950.00	1+975.00	2+000.00	2+025.00	2+050.00	2+075.00	2+100.00	2+125.00	2+150.00	2+175.00					
DISTANCA PJESORE	25,00	25,00	25,00	25,00	25,00	25,00	25,00	25,00	25,00	25,00	25,00	25,00	25,00	25,00	25,00	25,00	25,00	25,00	25,00	25,00	25,00	25,00					
KUOTA E PROJEKTTIT	49.01	49.03	49.07	49.11	49.15	49.19	49.23	49.26	49.30	49.34	49.38	49.42	49.46	49.50	49.54	49.58	49.62	49.66	49.70	49.74	49.78	49.82					
KUOTA E TOKES	47.55	48.83	48.72	48.37	48.37	48.61	48.16	48.01	48.01	48.84	48.58	48.57	48.80	48.28	48.84	48.88	48.37	48.19	48.80	48.88	48.54	48.21					
DIFERENCA	1.46	5.1	5.35	5.74	5.78	6.58	7.07	7.25	7.29	7.5	7.8	6.85	7.56	8.22	8.7	8.69	9.25	9.47	9.80	9.76	9.24	9.61					
KILOMETRAZHI	17			18						19						20						21					

# PROFILI GJATESOR PK 89-110

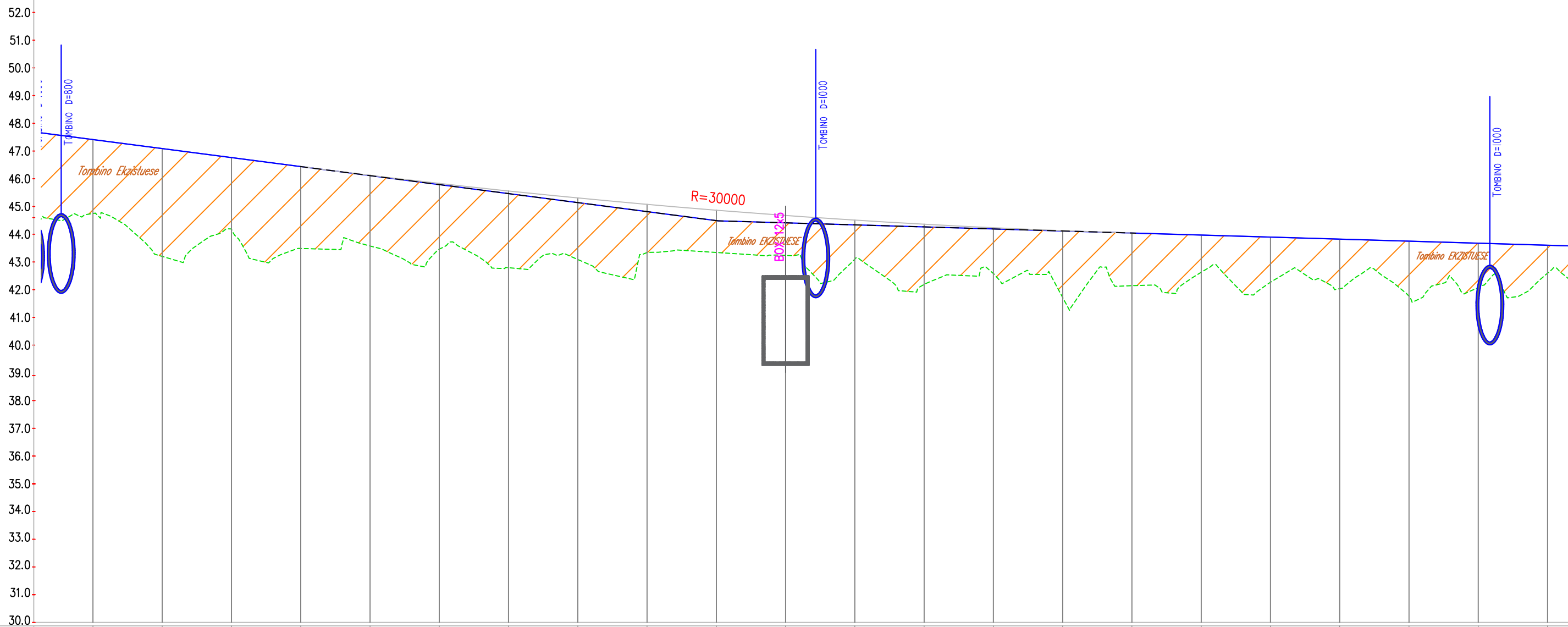
LEGJENDE  
 — Vija e Tokes  
 — Vija e Projektit



NUMRI I SEKSIONEVE		89	90	91	92	93	94	95	96	97	98	99	100	101	102	103	104	105	106	107	108	109	110
DISTANCA PROGRESIVE		2+200.00	2+225.00	2+250.00	2+275.00	2+300.00	2+325.00	2+350.00	2+375.00	2+400.00	2+425.00	2+450.00	2+475.00	2+500.00	2+525.00	2+550.00	2+575.00	2+600.00	2+625.00	2+650.00	2+675.00	2+700.00	2+725.00
DISTANCA PJESORE		25,00	25,00	25,00	25,00	25,00	25,00	25,00	25,00	25,00	25,00	25,00	25,00	25,00	25,00	25,00	25,00	25,00	25,00	25,00	25,00	25,00	25,00
KUOTA E PROJEKTTIT		49.86	49.90	49.94	49.98	50.02	50.06	50.10	50.14	50.16	50.16	50.12	50.05	49.95	49.82	49.66	49.47	49.25	48.99	48.71	48.39	48.06	47.74
KUOTA E TOKES		40.23	40.89	42.19	43.91	48.87	45.87	48.38	49.10	46.12	49.18	46.90	44.44	45.75	48.03	47.93	45.35	46.35	46.29	44.88	44.43	45.30	43.83
DIFERENCA		9.63	8.91	7.75	6.07	1.15	4.19	1.72	1.03	4.04	0.98	3.22	5.61	4.21	1.79	1.73	4.12	2.90	2.70	3.82	3.96	2.77	3.91
KILOMETRAZHI		22				23				24				25				26				27	

# PROFILI GJATESOR PK 111-132


LEGJENDE  
— Vija e Tokes  
— Vija e Projektit



NUMRI I SEKSIONEVE	111	112	113	114	115	116	117	118	119	120	121	122	123	124	125	126	127	128	129	130	131	132
DISTANCA PROGRESIVE	2+750,00	2+775,00	2+800,00	2+825,00	2+850,00	2+875,00	2+900,00	2+925,00	2+950,00	2+975,00	3+000,00	3+025,00	3+050,00	3+075,00	3+100,00	3+125,00	3+150,00	3+175,00	3+200,00	3+225,00	3+250,00	3+275,00
DISTANCA PJESORE	25,00	25,00	25,00	25,00	25,00	25,00	25,00	25,00	25,00	25,00	25,00	25,00	25,00	25,00	25,00	25,00	25,00	25,00	25,00	25,00	25,00	25,00
KUOTA E PROJEKTTIT	47.41	47.09	46.76	46.44	46.13	45.83	45.56	45.31	45.08	44.87	44.68	44.51	44.36	44.23	44.13	44.04	43.97	43.90	43.82	43.75	43.68	43.60
KUOTA E TOKES	44.75	43.20	44.18	43.49	43.58	43.46	42.79	43.09	43.34	43.34	43.24	43.10	42.19	42.58	41.72	42.14	42.63	42.27	42.04	41.76	42.08	42.60
DIFERENCA	2.67	3.89	2.59	2.95	2.55	2.37	2.77	2.22	1.74	1.52	1.44	1.41	2.17	1.65	2.41	1.90	1.34	1.63	1.79	1.98	1.60	1.01
KILOMETRAZHI	28		29								30				31				32			

# PROFILI GJATESOR PK 133-154

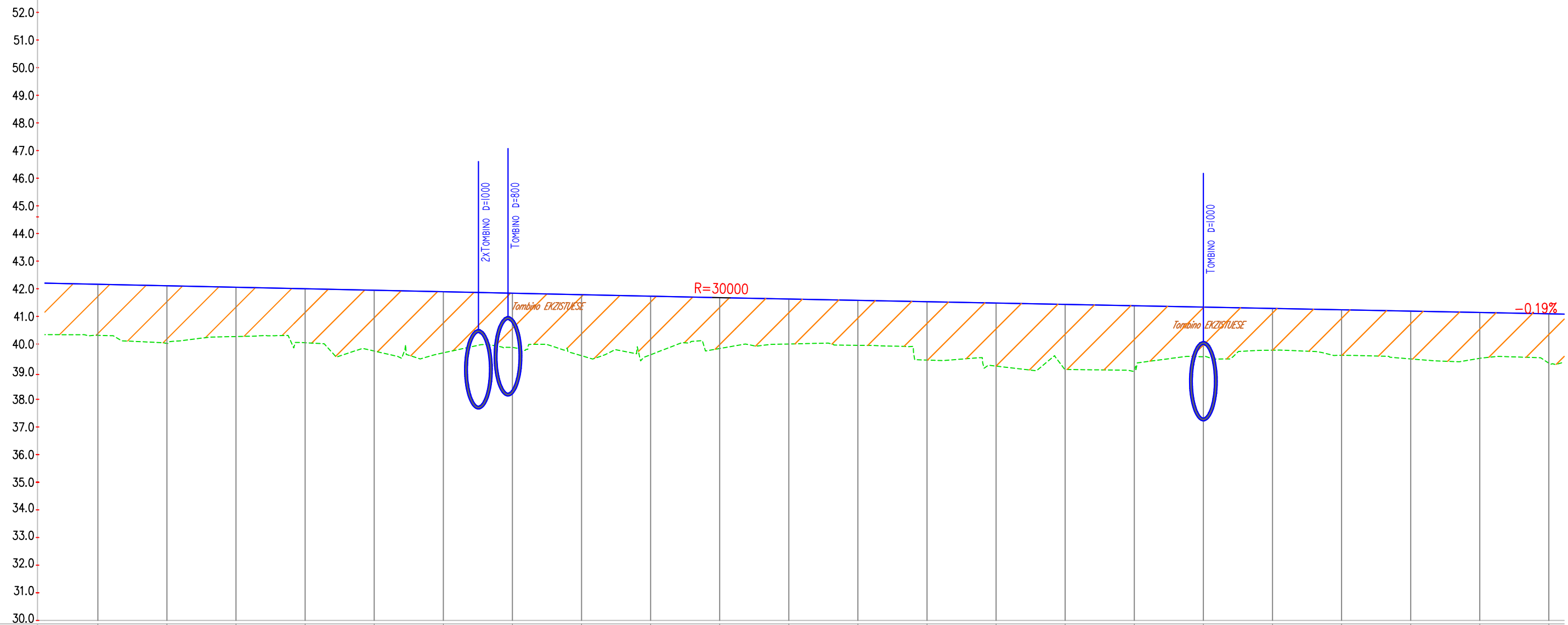
LEGJENDE	
<span style="color: green;">—</span>	Vija e Tokes
<span style="color: blue;">—</span>	Vija e Projektit



NUMRI I SEKSIONEVE	133	134	135	136	137	138	139	140	141	142	143	144	145	146	147	148	149	150	151	152	153	154
DISTANCA PROGRESIVE	J+300.00	J+325.00	J+350.00	J+375.00	J+400.00	J+425.00	J+450.00	J+475.00	J+500.00	J+525.00	J+550.00	J+575.00	J+600.00	J+625.00	J+650.00	J+675.00	J+700.00	J+725.00	J+750.00	J+775.00	J+800.00	J+825.00
DISTANCA PJESORE	25,00	25,00	25,00	25,00	25,00	25,00	25,00	25,00	25,00	25,00	25,00	25,00	25,00	25,00	25,00	25,00	25,00	25,00	25,00	25,00	25,00	25,00
KUOTA E PROJEKTIT	43.53	43.46	43.38	43.31	43.23	43.16	43.09	43.01	42.94	42.87	42.81	42.76	42.70	42.65	42.60	42.54	42.49	42.43	42.38	42.33	42.27	42.22
KUOTA E TOKES	41.58	41.19	42.26	42.17	42.17	40.89	41.84	40.88	41.51	41.44	41.51	41.55	41.45	41.30	41.25	40.05	39.62	39.94	40.41	39.69	40.42	40.34
DIFERENCA	1.95	2.26	1.13	1.13	1.06	2.27	1.25	2.13	1.43	1.43	1.30	1.21	1.26	1.35	1.35	2.49	2.87	2.50	1.97	2.65	1.85	1.88
KILOMETRAZHI	33				34					35				36				37				38

# PROFILI GJATESOR PK 155-176

LEGJENDE	
<span style="color: green;">—</span>	Vija e Tokes
<span style="color: blue;">—</span>	Vija e Projektit




NUMRI I SEKSIONEVE	155	156	157	158	159	160	161	162	163	164	165	166	167	168	169	170	171	172	173	174	175	176
DISTANCA PROGRESIVE	J+850.00	J+875.00	J+900.00	J+925.00	J+950.00	J+975.00	K+000.00	K+025.00	K+050.00	K+075.00	K+100.00	K+125.00	K+150.00	K+175.00	K+200.00	K+225.00	K+250.00	K+275.00	K+300.00	K+325.00	K+350.00	K+375.00
DISTANCA PJESORE	25,00	25,00	25,00	25,00	25,00	25,00	25,00	25,00	25,00	25,00	25,00	25,00	25,00	25,00	25,00	25,00	25,00	25,00	25,00	25,00	25,00	25,00
KUOTA E PROJEKTIT	42.16	42.11	42.06	42.00	41.95	41.89	41.84	41.79	41.73	41.68	41.63	41.58	41.53	41.48	41.43	41.38	41.34	41.29	41.24	41.19	41.14	41.09
KUOTA E TOKES	40.32	40.02	40.27	40.05	39.75	39.68	39.88	39.58	39.67	39.84	40.00	39.95	39.42	39.20	39.09	39.06	39.54	39.78	39.59	39.46	39.48	39.37
DIFERENCA	1.85	2.09	1.78	1.95	2.20	2.21	1.96	2.21	2.12	1.84	1.63	1.63	2.11	2.28	2.35	2.32	1.80	1.51	1.65	1.73	1.66	1.79
KILOMETRAZHI	39			40				41					42				43					



# PROFILI GJATESOR PK 177-198

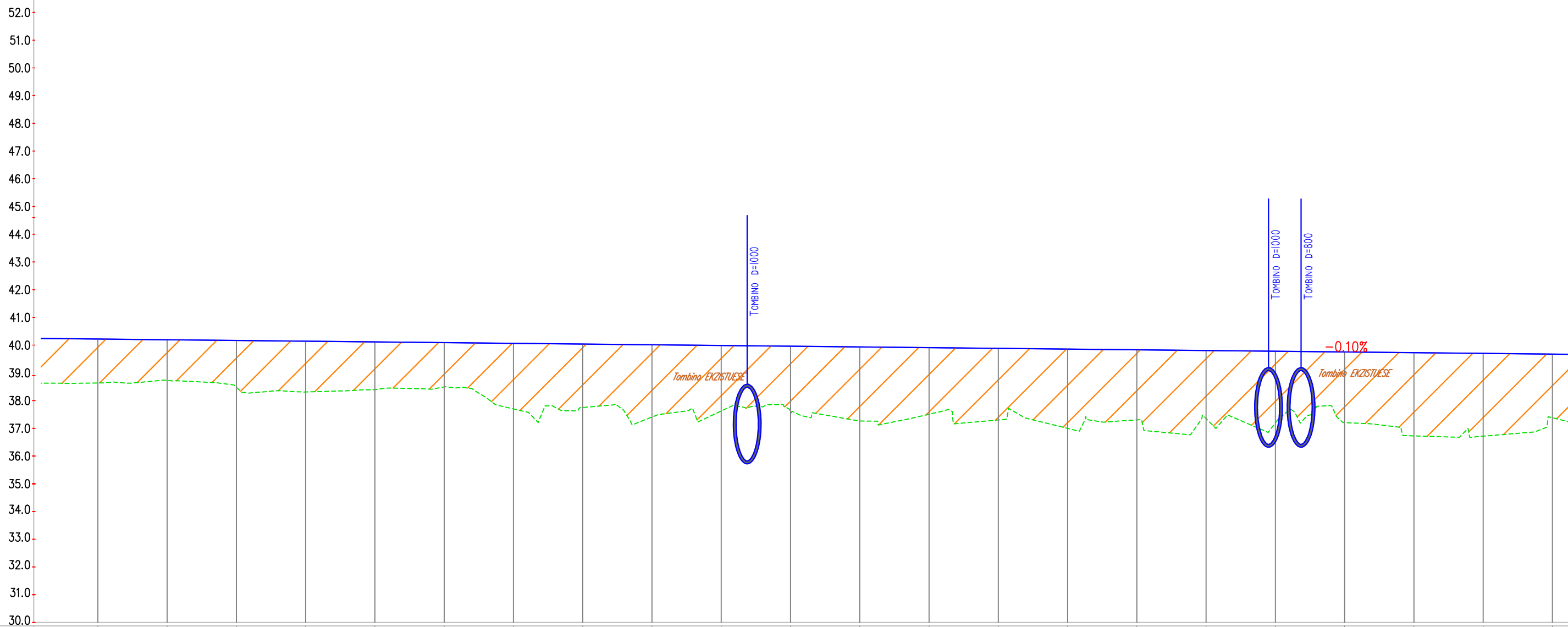
LEGJENDE  
— Vija e Tokes  
— Vija e Projektit



NUMRI I SEKSIONEVE	177	178	179	180	181	182	183	184	185	186	187	188	189	190	191	192	193	194	195	196	197	198
DISTANCA PROGRESIVE	++400.00	++425.00	++450.00	++475.00	++500.00	++525.00	++550.00	++575.00	++600.00	++625.00	++650.00	++675.00	++700.00	++725.00	++750.00	++775.00	++800.00	++825.00	++850.00	++875.00	++900.00	++925.00
DISTANCA PJESORE	25,00	25,00	25,00	25,00	25,00	25,00	25,00	25,00	25,00	25,00	25,00	25,00	25,00	25,00	25,00	25,00	25,00	25,00	25,00	25,00	25,00	25,00
KUOTA E PROJEKTIT	41.04	40.99	40.95	40.90	40.85	40.80	40.75	40.70	40.65	40.61	40.56	40.51	40.48	40.46	40.43	40.40	40.38	40.35	40.33	40.30	40.27	40.25
KUOTA E TOKES	38.45	38.30	38.37	38.35	38.61	38.27	38.19	38.14	38.63	38.61	38.74	38.30	38.45	38.04	37.96	38.63	38.91	38.91	38.81	38.32	38.26	38.63
DIFERENCA	1.59	1.70	1.58	1.55	1.24	1.53	1.57	1.56	2.03	2.00	1.82	2.21	2.03	2.42	2.47	1.78	1.47		1.51	1.98	2.01	1.62
KILOMETRAZHI	44				45					46				47			48	4.45			49	

# PROFILI GJATESOR PK 199-220

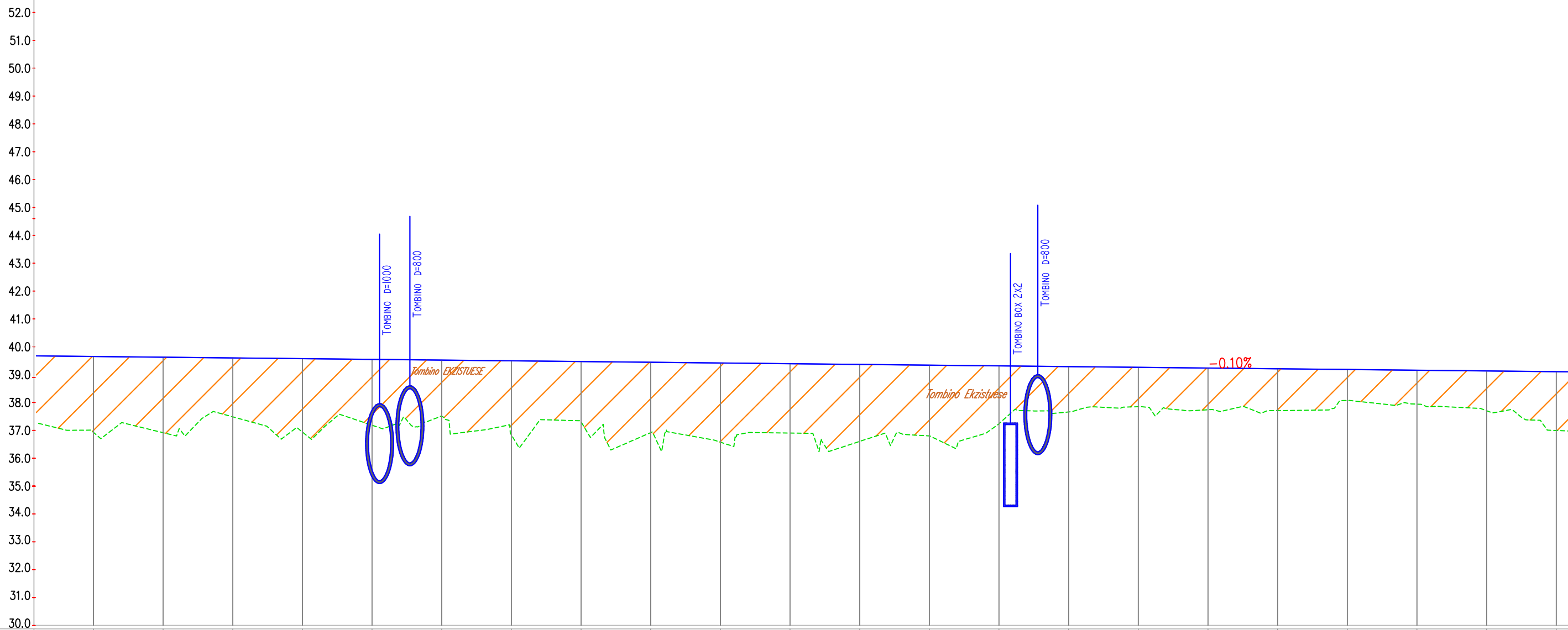
LEGJENDE  
— Vija e Tokes  
— Vija e Projektit



NUMRI I SEKSIONEVE	199	200	201	202	203	204	205	206	207	208	209	210	211	212	213	214	215	216	217	218	219	220
DISTANCA PROGRESIVE	4+850.00	4+975.00	5+000.00	5+025.00	5+050.00	5+075.00	5+100.00	5+125.00	5+150.00	5+175.00	5+200.00	5+225.00	5+250.00	5+275.00	5+300.00	5+325.00	5+350.00	5+375.00	5+400.00	5+425.00	5+450.00	5+475.00
DISTANCA PJESORE	25,00	25,00	25,00	25,00	25,00	25,00	25,00	25,00	25,00	25,00	25,00	25,00	25,00	25,00	25,00	25,00	25,00	25,00	25,00	25,00	25,00	25,00
KUOTA E PROJEKTIT	40.22	40.20	40.17	40.14	40.12	40.09	40.07	40.04	40.01	39.99	39.96	39.94	39.91	39.88	39.86	39.83	39.81	39.78	39.76	39.73	39.70	39.68
KUOTA E TOKES	38.64	38.73	38.48	38.31	38.40	38.50	37.70	37.75	37.41	37.67	37.62	37.27	37.51	37.30	37.00	37.31	37.35	37.20	37.21	36.73	36.72	37.39
DIFERENCA	1.59	1.47	1.69	1.83	1.72	1.60	2.37	2.29	2.61	2.36	2.35	2.67	2.40	2.58	2.86	2.53	2.45	2.58	2.55	3.00	2.99	2.29
KILOMETRAZHI	50			51								52					53				54	

# PROFILI GJATESOR PK 221-242

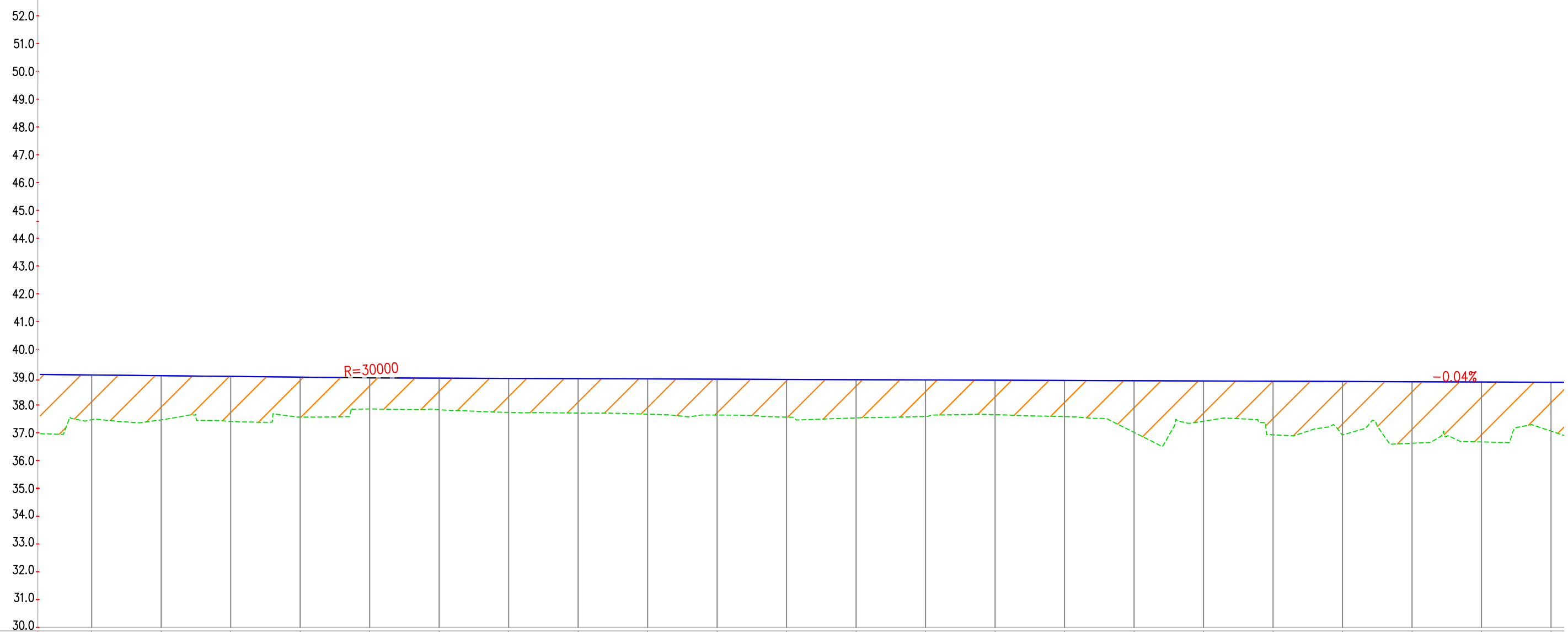
LEGJENDE  
— Vija e Tokes  
— Vija e Projektit



NUMRI I SEKSIONEVE	221	222	223	224	225	226	227	228	229	230	231	232	233	234	235	236	237	238	239	240	241	242
DISTANCA PROGRESIVE	5+500.00	5+525.00	5+550.00	5+575.00	5+600.00	5+625.00	5+650.00	5+675.00	5+700.00	5+725.00	5+750.00	5+775.00	5+800.00	5+825.00	5+850.00	5+875.00	5+900.00	5+925.00	5+950.00	5+975.00	6+000.00	6+025.00
DISTANCA PJESORE	25,00	25,00	25,00	25,00	25,00	25,00	25,00	25,00	25,00	25,00	25,00	25,00	25,00	25,00	25,00	25,00	25,00	25,00	25,00	25,00	25,00	25,00
KUOTA E PROJEKTTIT	39.65	39.63	39.60	39.57	39.55	39.52	39.50	39.47	39.44	39.42	39.39	39.37	39.34	39.31	39.29	39.26	39.24	39.21	39.18	39.16	39.13	39.11
KUOTA E TOKES	36.93	36.92	37.49	36.94	37.19	37.51	36.84	37.31	36.92	36.59	36.90	36.61	36.80	37.24	37.66	37.85	37.74	37.71	38.07	37.94	37.71	37.00
DIFERENCA	2.72	2.71	2.11	2.63	2.36	2.01	2.66	2.16	2.52	2.84	2.49	2.76	2.54	2.07	1.63	1.41	1.50	1.50	1.11	1.22	1.43	2.11
KILOMETRAZHI	55				56				57				58				59				60	

# PROFILI GJATESOR PK 243-264


LEGJENDE  
— Vija e Tokes  
— Vija e Projektit



NUMRI I SEKSIONEVE	243	244	245	246	247	248	249	250	251	252	253	254	255	256	257	258	259	260	261	262	263	264
DISTANCA PROGRESIVE	6+050.00	6+075.00	6+100.00	6+125.00	6+150.00	6+175.00	6+200.00	6+225.00	6+250.00	6+275.00	6+300.00	6+325.00	6+350.00	6+375.00	6+400.00	6+425.00	6+450.00	6+475.00	6+500.00	6+525.00	6+550.00	6+575.00
DISTANCA PJESORE	25,00	25,00	25,00	25,00	25,00	25,00	25,00	25,00	25,00	25,00	25,00	25,00	25,00	25,00	25,00	25,00	25,00	25,00	25,00	25,00	25,00	25,00
KUOTA E PROJEKTTIT	39.08	39.05	39.03	39.00	38.98	38.97	38.96	38.95	38.94	38.93	38.92	38.91	38.90	38.89	38.88	38.88	38.87	38.86	38.85	38.84	38.83	38.82
KUOTA E TOKES	37.47	37.47	37.41	37.57	37.86	37.83	37.73	37.71	37.67	37.64	37.56	37.54	37.59	37.65	37.56	37.02	37.42	36.93	36.92	36.62	36.67	37.06
DIFERENCA	1.61	1.59	1.62	1.44	1.12	1.14	1.22	1.24	1.27	1.29	1.36	1.38	1.32	1.24	1.30	1.86	1.45	1.93	1.92	2.21	2.16	1.76
KILOMETRAZHI	61				62								63				64				65	

# PROFILI GJATESOR PK 265-286


LEGJENDE  
— Vija e Tokes  
— Vija e Projektit



NUMRI I SEKSIONEVE	265	266	267	268	269	270	271	272	273	274	275	276	277	278	279	280	281	282	283	284	285	286
DISTANCA PROGRESIVE	6+800.00	6+825.00	6+850.00	6+875.00	6+900.00	6+925.00	6+950.00	6+975.00	6+1000.00	6+1025.00	6+1050.00	6+1075.00	6+1100.00	6+1125.00	6+1150.00	6+1175.00	6+1200.00	6+1225.00	6+1250.00	6+1275.00	6+1300.00	6+1325.00
DISTANCA PJESORE	25,00	25,00	25,00	25,00	25,00	25,00	25,00	25,00	25,00	25,00	25,00	25,00	25,00	25,00	25,00	25,00	25,00	25,00	25,00	25,00	25,00	25,00
KUOTA E PROJEKTIIT	38.81	38.80	38.79	38.78	38.77	38.76	38.76	38.75	38.74	38.73	38.72	38.71	38.70	38.69	38.69	38.69	38.69	38.69	38.69	38.69	38.69	38.69
KUOTA E TOKES	37.12	37.22	37.37	37.37	37.35	37.30	37.33	37.30	37.43	37.34	36.83	37.06	36.93	36.43	36.69	36.93	36.62	36.52	36.83	36.73	36.67	37.19
DIFERENCA	1.69	1.59	1.42	1.41	1.42	1.46	1.43	1.45	1.31	1.39	1.89	1.65	1.77	2.26	2.00	1.76	2.07	2.17	1.86	1.96	2.02	1.50
KILOMETRAZHI	66				67					68				69			70				71	

# PROFILI GJATESOR PK 287-308


LEGJENDE  
— Vija e Tokes  
— Vija e Projektit



NUMRI I SEKSIONEVE	287	288	289	290	291	292	293	294	295	296	297	298	299	300	301	302	303	304	305	306	307	308								
DISTANCA PROGRESIVE	7+150.00	7+175.00	7+200.00	7+225.00	7+250.00	7+275.00	7+300.00	7+325.00	7+350.00	7+375.00	7+400.00	7+425.00	7+450.00	7+475.00	7+500.00	7+525.00	7+550.00	7+575.00	7+600.00	7+625.00	7+650.00	7+675.00								
DISTANCA PJESORE	25,00	25,00	25,00	25,00	25,00	25,00	25,00	25,00	25,00	25,00	25,00	25,00	25,00	25,00	25,00	25,00	25,00	25,00	25,00	25,00	25,00	25,00								
KUOTA E PROJEKTTIT	38.69	38.69	38.69	38.69	38.69	38.69	38.69	38.69	38.69	38.69	38.69	38.69	38.69	38.69	38.69	38.69	38.69	38.69	38.69	38.69	38.69	38.69								
KUOTA E TOKES	37.03	36.93	36.59	37.09	36.71	37.34	37.80	38.05	37.80	36.32	36.85	36.60	36.54	37.09	36.98	36.69	36.64	36.63	36.49	37.08	36.20	37.13								
DIFERENCA	1.66	1.76	2.10	1.60	1.99	1.35	0.89	0.64	0.89	2.37	1.84	2.09	2.15	1.60	1.70	2.00	2.05	2.05	2.19	1.60	2.48	1.55								
KILOMETRAZHI	72						73						74						75						76					

# PROFILI GJATESOR PK 309-330

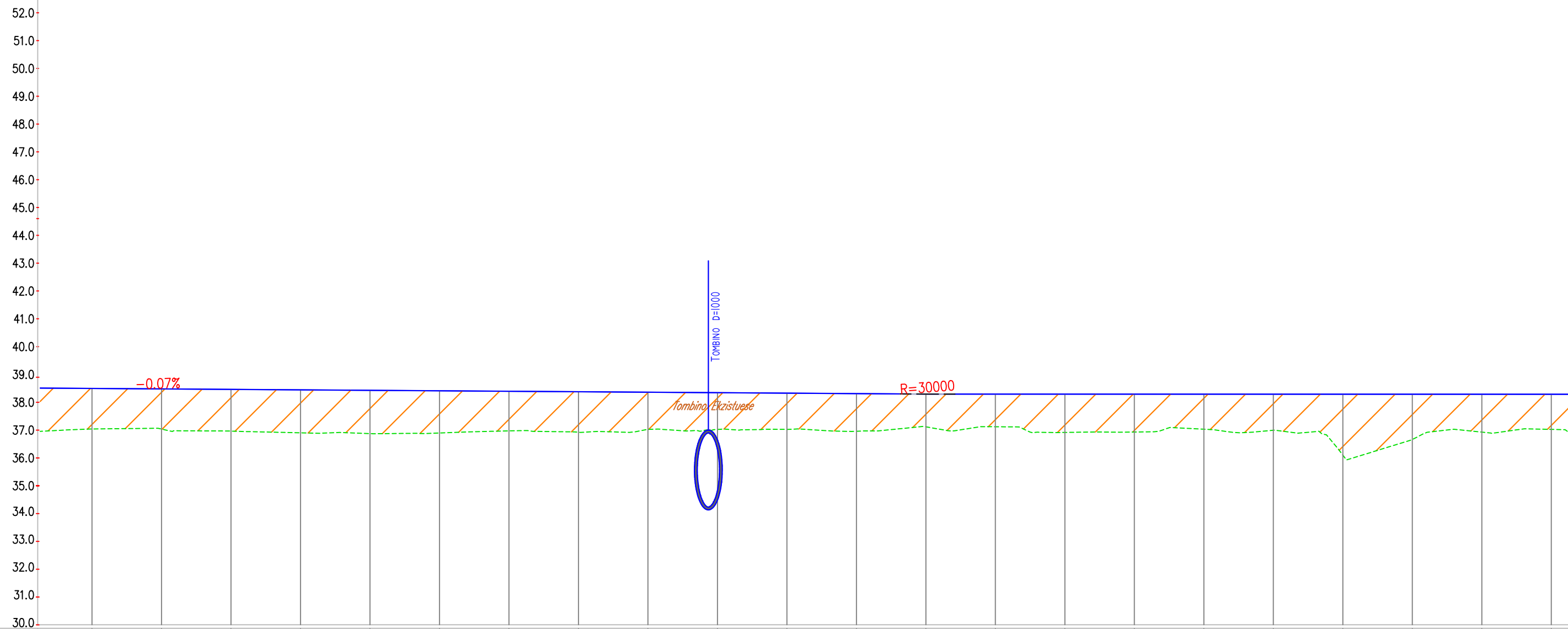
LEGJENDE  
— Vija e Tokes  
— Vija e Projektit



NUMRI I SEKSIONEVE	309	310	311	312	313	314	315	316	317	318	319	320	321	322	323	324	325	326	327	328	329	330
DISTANCA PROGRESIVE	7+700.00	7+725.00	7+750.00	7+775.00	7+800.00	7+825.00	7+850.00	7+875.00	7+900.00	7+925.00	7+950.00	7+975.00	8+000.00	8+025.00	8+050.00	8+075.00	8+100.00	8+125.00	8+150.00	8+175.00	8+200.00	8+225.00
DISTANCA PJESORE	25,00	25,00	25,00	25,00	25,00	25,00	25,00	25,00	25,00	25,00	25,00	25,00	25,00	25,00	25,00	25,00	25,00	25,00	25,00	25,00	25,00	25,00
KUOTA E PROJEKTTIT	38.68	38.68	37.22	38.68	38.67	38.67	38.67	38.67	38.67	38.67	38.67	38.67	38.66	38.65	38.63	38.61	38.60	38.58	38.56	38.55	38.53	38.51
KUOTA E TOKES	37.12	37.17	38.68	36.40	36.29	36.42	36.28	36.28	36.52	36.92	37.09	37.11	36.99	37.02	37.06	36.98	36.80	36.97	36.90	36.97	36.97	36.91
DIFERENCA	1.56	1.51	1.46	2.27	2.38	2.25	2.39	2.39	2.15	1.75	1.58	1.55	1.67	1.63	1.58	1.63	1.79	1.61	1.67	1.58	1.56	1.60
KILOMETRAZHI	77				78				79				80				81				82	

# PROFILI GJATESOR PK 331-352

LEGJENDE  
— Vija e Tokes  
— Vija e Projektit

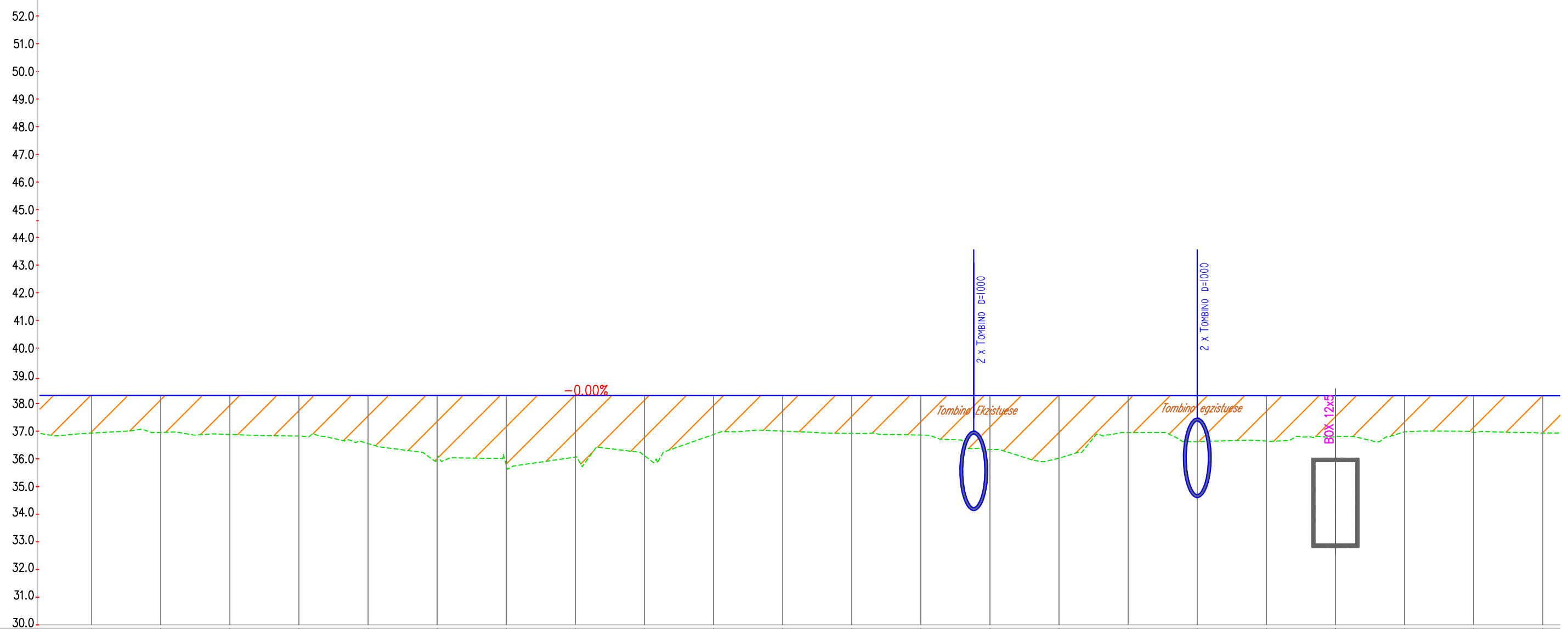


NUMRI I SEKSIONEVE	331	332	333	334	335	336	337	338	339	340	341	342	343	344	345	346	347	348	349	350	351	352
DISTANCA PROGRESIVE	0+250.00	0+275.00	0+300.00	0+325.00	0+350.00	0+375.00	0+400.00	0+425.00	0+450.00	0+475.00	0+500.00	0+525.00	0+550.00	0+575.00	0+600.00	0+625.00	0+650.00	0+675.00	0+700.00	0+725.00	0+750.00	0+775.00
DISTANCA PJESORE	25,00	25,00	25,00	25,00	25,00	25,00	25,00	25,00	25,00	25,00	25,00	25,00	25,00	25,00	25,00	25,00	25,00	25,00	25,00	25,00	25,00	25,00
KUOTA E PROJEKTIIT	38.50	38.48	38.46	38.44	38.43	38.41	38.39	38.38	38.36	38.34	38.33	38.31	38.29	38.29	38.29	38.29	38.29	38.29	38.29	38.29	38.29	38.29
KUOTA E TOKES	37.04	37.04	36.96	36.90	36.87	36.89	36.97	36.92	37.02	37.02	37.02	36.96	37.12	37.12	36.91	36.93	37.03	36.99	36.10	36.66	36.93	37.02
DIFERENCA	1.46	1.44	1.50	1.54	1.56	1.52	1.42	1.45	1.34	1.32	1.30	1.35	1.18	1.17	1.38	1.36	1.26	1.30	2.19	1.63	1.36	1.26
KILOMETRAZHI	83			84				85					86				87					



# PROFILI GJATESOR PK 353-374

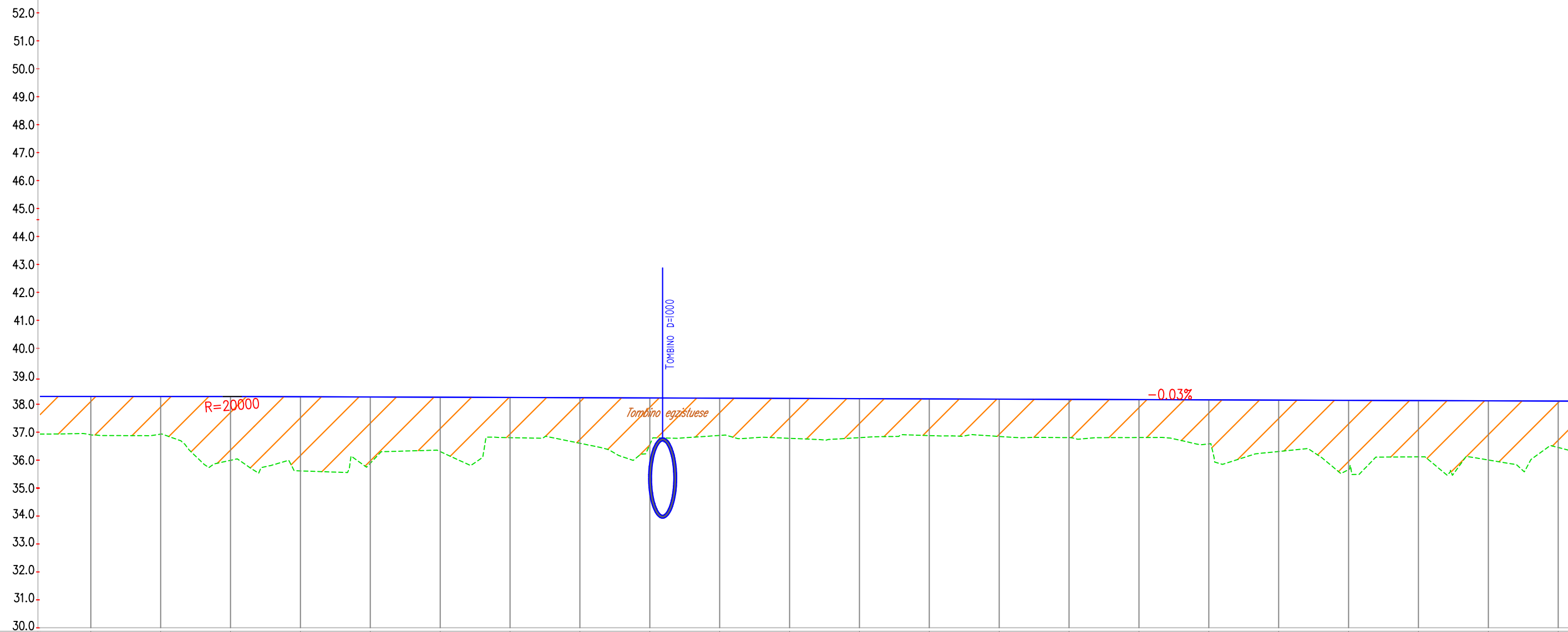
LEGJENDE	
<span style="color: green;">—</span>	Vija e Tokes
<span style="color: blue;">—</span>	Vija e Projektit



NUMRI I SEKSIONEVE	353	354	355	356	357	358	359	360	361	362	363	364	365	366	367	368	369	370	371	372	373	374	
DISTANCA PROGRESIVE	0+800.00	0+825.00	0+850.00	0+875.00	0+900.00	0+925.00	0+950.00	0+975.00	0+1000.00	0+1025.00	0+1050.00	0+1075.00	0+1100.00	0+1125.00	0+1150.00	0+1175.00	0+1200.00	0+1225.00	0+1250.00	0+1275.00	0+1300.00	0+1325.00	
DISTANCA PJESORE	25,00	25,00	25,00	25,00	25,00	25,00	25,00	25,00	25,00	25,00	25,00	25,00	25,00	25,00	25,00	25,00	25,00	25,00	25,00	25,00	25,00	25,00	
KUOTA E PROJEKTTIT	38.29	38.29	38.29	38.29	38.28	38.28	38.28	38.28	38.28	38.28	38.28	38.28	38.28	38.28	38.28	38.28	38.28	38.28	38.28	38.28	38.28	38.28	
KUOTA E TOKES	36.93	36.95	36.88	36.82	36.55	36.03	35.76	36.06	36.11	36.88	37.00	36.92	36.86	36.33	36.02	36.94	36.62	36.64	36.80	36.97	36.95	36.93	
DIFERENCA	1.36	1.33	1.41	1.46	1.73	2.25	2.52	2.22	2.17	1.40	1.28	1.36	1.42	1.95	2.26	1.33	1.66	1.64	1.47	1.30	1.33	1.35	
KILOMETRAZHI	88				89					90					91					92			93

# PROFILI GJATESOR PK 375-396

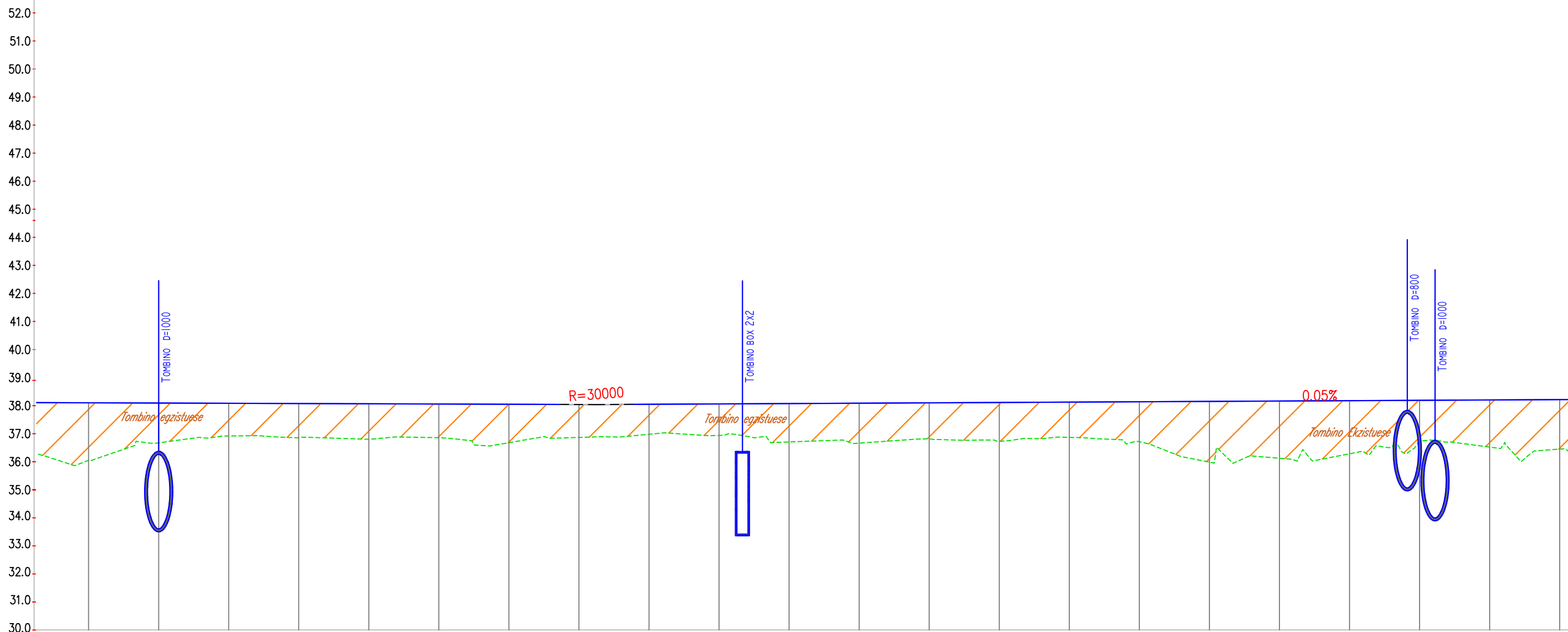
LEGJENDE  
— Vija e Tokes  
— Vija e Projektit



NUMRI I SEKSIONEVE	375	376	377	378	379	380	381	382	383	384	385	386	387	388	389	390	391	392	393	394	395	396			
DISTANCA PROGRESIVE	9+350.00	9+375.00	9+400.00	9+425.00	9+450.00	9+475.00	9+500.00	9+525.00	9+550.00	9+575.00	9+600.00	9+625.00	9+650.00	9+675.00	9+700.00	9+725.00	9+750.00	9+775.00	9+800.00	9+825.00	9+850.00	9+875.00			
DISTANCA PJESORE	25,00	25,00	25,00	25,00	25,00	25,00	25,00	25,00	25,00	25,00	25,00	25,00	25,00	25,00	25,00	25,00	25,00	25,00	25,00	25,00	25,00	25,00			
KUOTA E PROJEKTTIT	38.28	38.28	38.27	38.27	38.26	38.25	38.24	38.23	38.22	38.21	38.21	38.20	38.19	38.18	38.17	38.16	38.15	38.14	38.14	38.13	38.12	38.11			
KUOTA E TOKES	36.91	36.93	35.99	35.61	35.89	36.30	36.80	36.60	36.56	36.88	36.78	36.80	36.88	36.84	36.80	36.81	36.58	36.31	35.66	36.12	36.00	36.45			
DIFERENCA	1.37	1.35	2.28	2.65	2.37	1.95	1.44	1.63	1.67	1.33	1.43	1.39	1.31	1.34	1.37	1.36	1.57	1.84	2.47	2.01	2.12	1.66			
KILOMETRAZHI	94					95					96					97					98				

# PROFILI GJATESOR PK 397-418

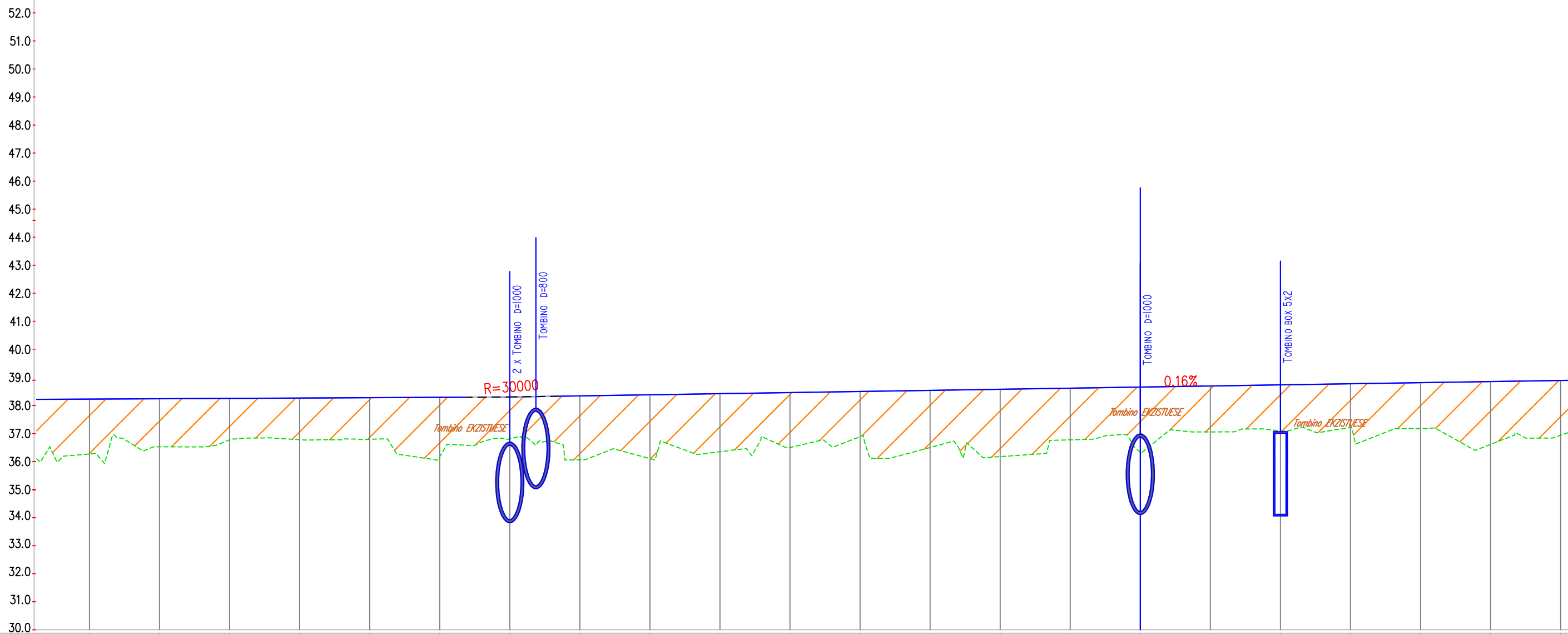
LEGJENDE	
<span style="color: green;">—</span>	Vija e Tokes
<span style="color: blue;">—</span>	Vija e Projektit



NUMRI I SEKSIONEVE	397	398	399	400	401	402	403	404	405	406	407	408	409	410	411	412	413	414	415	416	417	418
DISTANCA PROGRESIVE	9+900.00	9+925.00	9+950.00	9+975.00	10+000.00	10+025.00	10+050.00	10+075.00	10+100.00	10+125.00	10+150.00	10+175.00	10+200.00	10+225.00	10+250.00	10+275.00	10+300.00	10+325.00	10+350.00	10+375.00	10+400.00	10+425.00
DISTANCA PJESORE	25,00	25,00	25,00	25,00	25,00	25,00	25,00	25,00	25,00	25,00	25,00	25,00	25,00	25,00	25,00	25,00	25,00	25,00	25,00	25,00	25,00	25,00
KUOTA E PROJEKTTIT	38.10	38.08	38.08	38.07	38.07	38.06	38.05	38.04	38.05	38.06	38.07	38.08	38.10	38.11	38.12	38.14	38.15	38.16	38.17	38.19	38.20	38.21
KUOTA E TOKES	36.05	36.67	36.92	36.86	36.80	36.86	36.68	36.86	36.98	36.94	36.70	36.66	36.82	36.72	36.87	36.71	35.98	36.12	36.28	36.74	36.52	36.45
DIFERENCA	2.05	1.42	1.17	1.22	1.27	1.20	1.37	1.18	1.07	1.12	1.37	1.42	1.28	1.39	1.26	1.43	2.16	2.04	1.89	1.44	1.68	1.76
KILOMETRAZHI	99				100				101					102			103				104	

# PROFILI GJATESOR PK 419-440

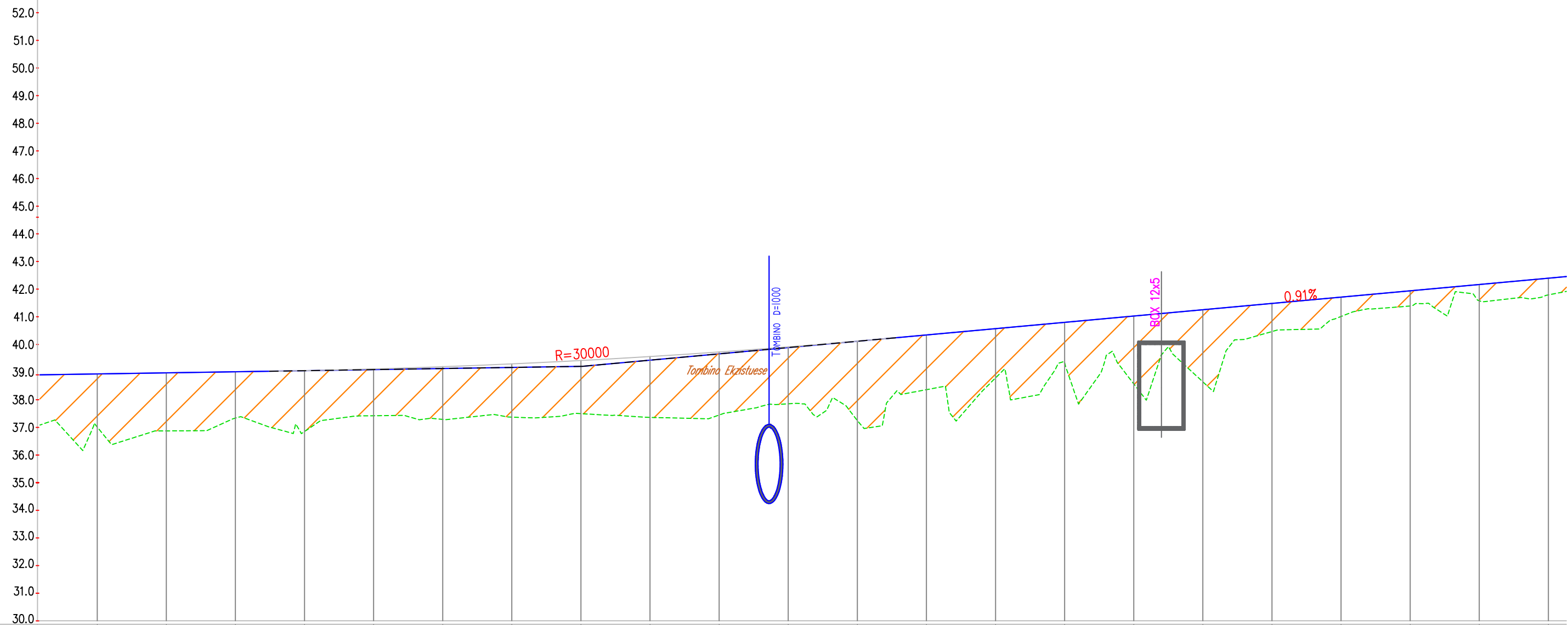
LEGJENDE	
<span style="color: green;">—</span>	Vija e Tokes
<span style="color: blue;">—</span>	Vija e Projektit



NUMRI I SEKSIONEVE	419	420	421	422	423	424	425	426	427	428	429	430	431	432	433	434	435	436	437	438	439	440			
DISTANCA PROGRESIVE	10+450.00	10+475.00	10+500.00	10+525.00	10+550.00	10+575.00	10+600.00	10+625.00	10+650.00	10+675.00	10+700.00	10+725.00	10+750.00	10+775.00	10+800.00	10+825.00	10+850.00	10+875.00	10+900.00	10+925.00	10+950.00	10+975.00			
DISTANCA PJESORE	25,00	25,00	25,00	25,00	25,00	25,00	25,00	25,00	25,00	25,00	25,00	25,00	25,00	25,00	25,00	25,00	25,00	25,00	25,00	25,00	25,00	25,00			
KUOTA E PROJEKTTIT	38.23	38.24	38.25	38.26	38.28	38.29	38.31	38.34	38.38	38.42	38.46	38.50	38.54	38.58	38.62	38.65	38.69	38.73	38.77	38.81	38.85	38.89			
KUOTA E TOKES	36.27	36.53	36.77	36.79	36.79	36.17	36.81	36.06	36.10	36.35	36.50	36.88	36.50	36.17	36.77	36.33	37.06	37.10	37.21	37.18	36.61	36.94			
DIFERENCA	1.96	1.71	1.48	1.48	1.48	2.12	1.50	2.28	2.28	2.07	1.96	1.61	2.04	2.40	1.84	2.33	1.64	1.64	1.56	1.64	2.24	1.95			
KILOMETRAZHI	105					106					107					108					109				

# PROFILI GJATESOR PK 441-462

LEGJENDE  
— Vija e Tokes  
— Vija e Projektit

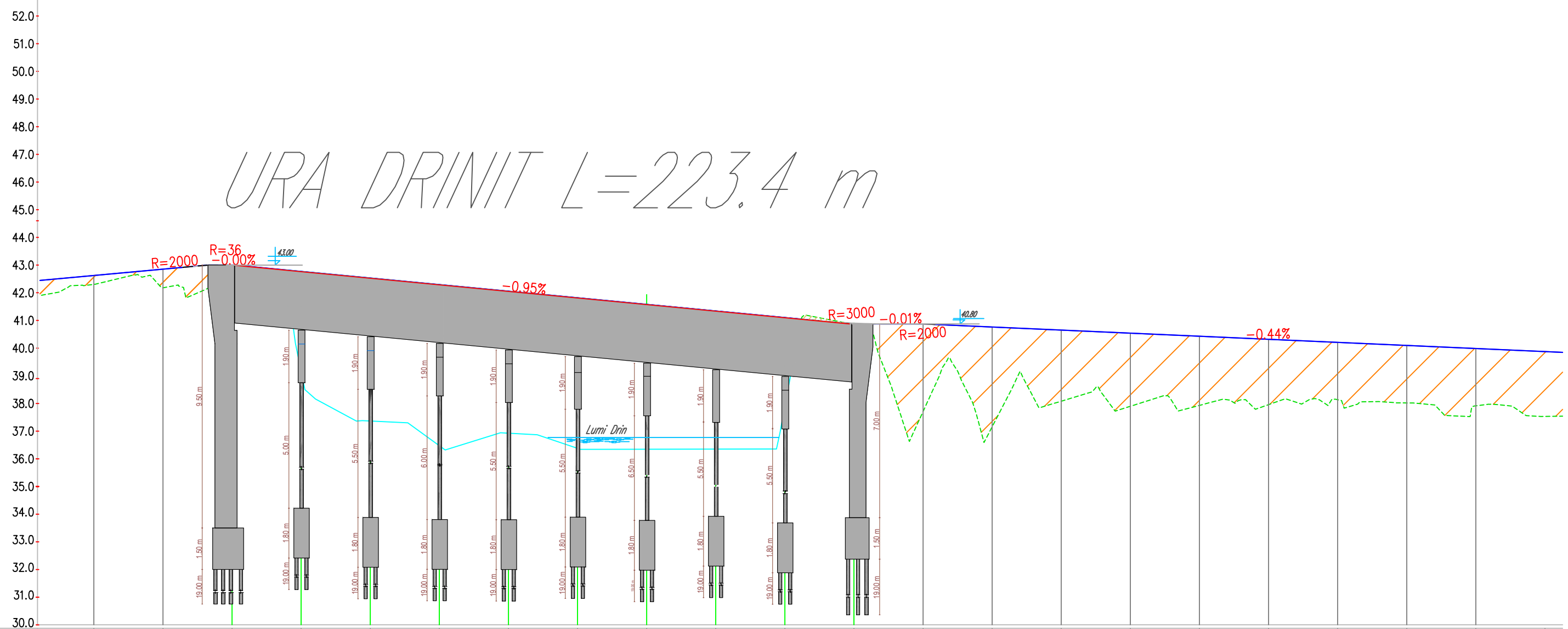


NUMRI I SEKSIONEVE	441	442	443	444	445	446	447	448	449	450	451	452	453	454	455	456	457	458	459	460	461	462
DISTANCA PROGRESIVE	1+002.00	1+025.00	1+050.00	1+075.00	1+100.00	1+125.00	1+150.00	1+175.00	1+200.00	1+225.00	1+250.00	1+275.00	1+300.00	1+325.00	1+350.00	1+375.00	1+400.00	1+425.00	1+450.00	1+475.00	1+500.00	1+525.00
DISTANCA PJESORE	25,00	25,00	25,00	25,00	25,00	25,00	25,00	25,00	25,00	25,00	25,00	25,00	25,00	25,00	25,00	25,00	25,00	25,00	25,00	25,00	25,00	25,00
KUOTA E PROJEKTIIT	38.93	38.97	39.01	39.05	39.11	39.19	39.29	39.42	39.56	39.73	39.91	40.12	40.34	40.57	40.80	41.03	41.25	41.48	41.71	41.94	42.17	42.40
KUOTA E TOKES	37.01	36.87	37.34	36.85	37.42	37.29	37.37	37.49	37.36	37.45	37.65	37.24	38.36	38.79	39.34	38.57	38.65	40.47	41.01	41.39	41.58	41.79
DIFERENCA	1.92	2.10	1.67	2.20	1.69	1.90	1.93	1.92	2.20	2.28	2.06	2.88	1.98	1.78	1.46	2.45	2.61	1.02	0.70	0.55	0.59	0.60
KILOMETRAZHI	110			111					112				113				114				115	

# PROFILI GJATESOR PK 463-484

LEGJENDE  
 — Vija e Tokes  
 — Vija e Projektit

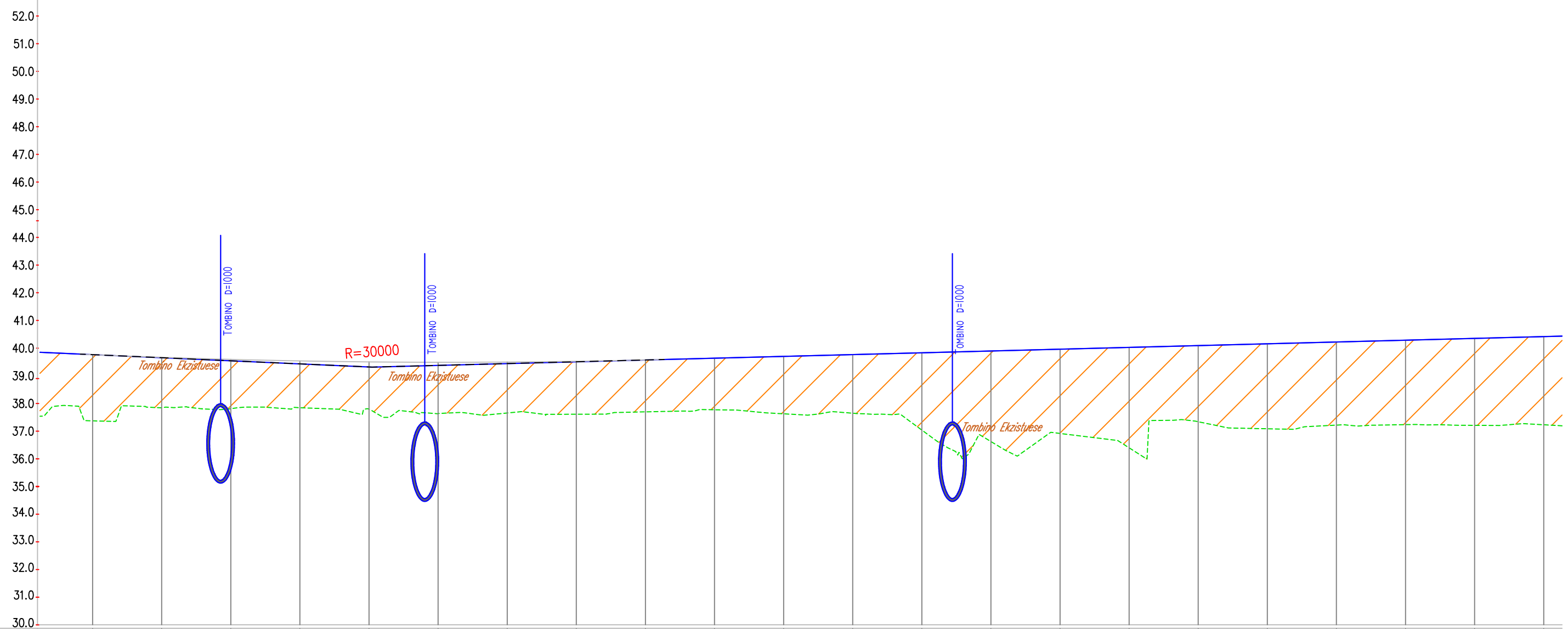
URA DRINIT L=223.4 m



NUMRI I SEKSIONEVE	463	464	465	466	467	468	469	470	471	472	473	474	475	476	477	478	479	480	481	482	483	484
DISTANCA PROGRESIVE	11+550.00	11+575.00	11+600.00	11+625.00	11+650.00	11+675.00	11+700.00	11+725.00	11+750.00	11+775.00	11+800.00	11+825.00	11+850.00	11+875.00	11+900.00	11+925.00	11+950.00	11+975.00	12+000.00	12+025.00	12+050.00	12+075.00
DISTANCA PJESORE	25,00	25,00	25,00	25,00	25,00	25,00	25,00	25,00	25,00	25,00	25,00	25,00	25,00	25,00	25,00	25,00	25,00	25,00	25,00	25,00	25,00	25,00
KUOTA E PROJEKTI	42.62	42.85	43.00	42.77	42.53	42.29	42.06	41.82	41.58	41.34	41.10	40.90	40.87	40.76	40.65	40.54	40.43	40.32	40.21	40.10	39.98	39.87
KUOTA E TOKES	42.30	42.18	42.53	39.16	37.36	36.47	36.92	36.37	36.34	36.34	37.91	40.85	37.71	37.16	38.08	37.90	37.93	37.96	38.13	38.02	37.91	37.53
DIFERENCA	0.32	0.67	0.47	3.61	5.17	5.82	5.14	5.45	5.24	5.00	3.19	0.05	3.16	3.60	2.57	2.64	2.50	2.36	2.07	2.08	2.07	2.34
KILOMETRAZHI	116			117						118					119				120			

# PROFILI GJATESOR PK 485-506

LEGJENDE	
<span style="color: green;">—</span>	Vija e Tokes
<span style="color: blue;">—</span>	Vija e Projektit

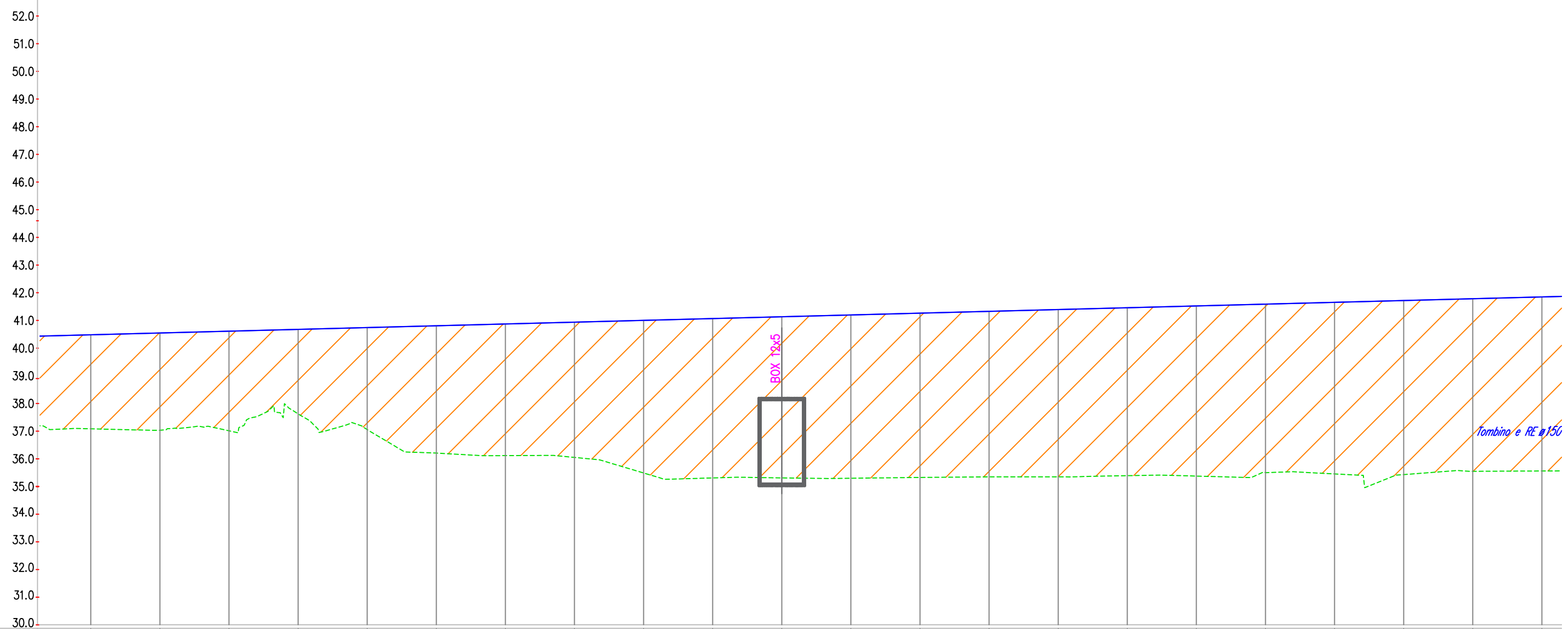


NUMRI I SEKSIONEVE	485	486	487	488	489	490	491	492	493	494	495	496	497	498	499	500	501	502	503	504	505	506
DISTANCA PROGRESIVE	12+100.00	12+125.00	12+150.00	12+175.00	12+200.00	12+225.00	12+250.00	12+275.00	12+300.00	12+325.00	12+350.00	12+375.00	12+400.00	12+425.00	12+450.00	12+475.00	12+500.00	12+525.00	12+550.00	12+575.00	12+600.00	12+625.00
DISTANCA PJESORE	25,00	25,00	25,00	25,00	25,00	25,00	25,00	25,00	25,00	25,00	25,00	25,00	25,00	25,00	25,00	25,00	25,00	25,00	25,00	25,00	25,00	25,00
KUOTA E PROJEKTTIT	39.76	39.67	39.59	39.53	39.50	39.49	39.49	39.52	39.57	39.64	39.70	39.77	39.83	39.90	39.96	40.03	40.09	40.16	40.22	40.29	40.35	40.42
KUOTA E TOKES	37.37	37.84	37.81	37.84	37.79	37.63	37.65	37.67	37.70	37.77	37.63	37.65	37.04	36.62	36.92	36.40	37.34	37.08	37.22	37.23	37.21	37.23
DIFERENCA	2.39	1.82	1.78	1.69	1.71	1.85	1.84	1.91	1.88	1.86	2.08	2.12	2.79	3.27	3.05	3.63	2.75	3.07	3.00	3.05	3.14	3.19
KILOMETRAZHI	121				122					123				124			125					126

# PROFILI GJATESOR PK 507-528

LEGJENDE

- Vija e Tokes
- Vija e Projektit

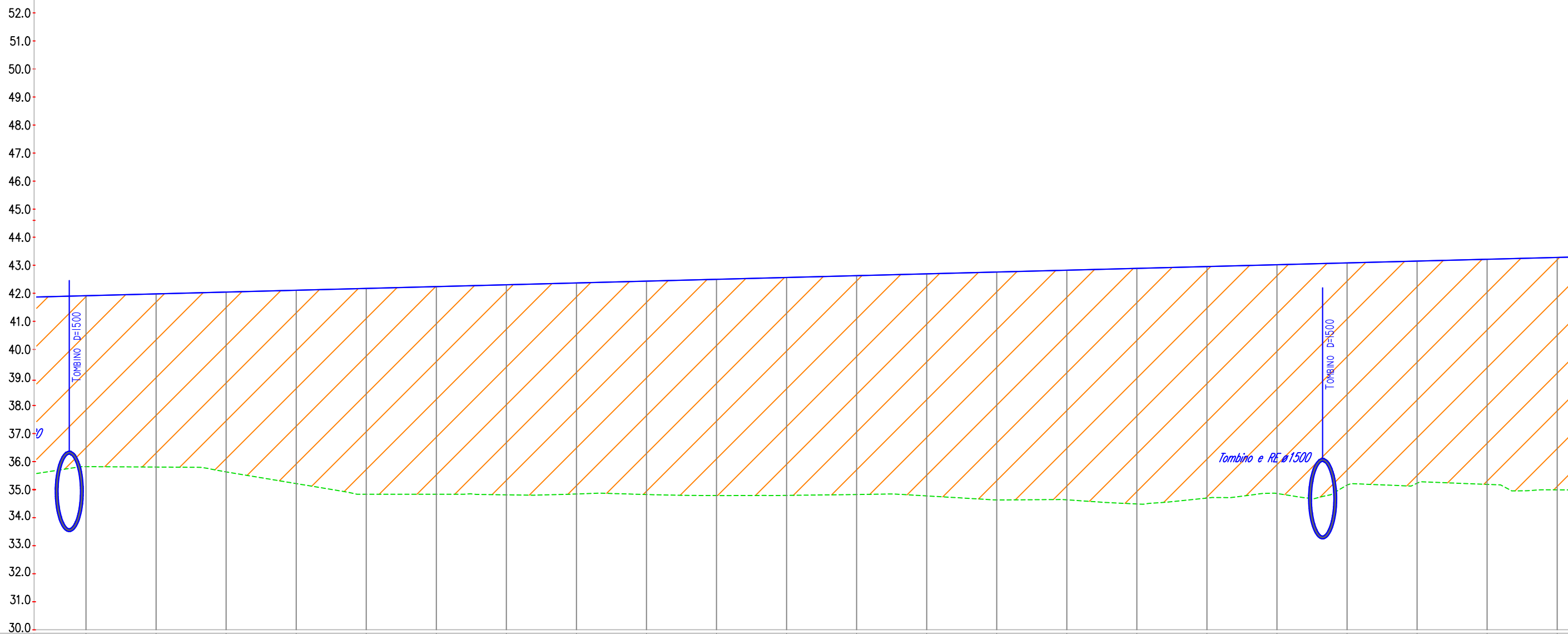


NUMRI I SEKSIONEVE	507	508	509	510	511	512	513	514	515	516	517	518	519	520	521	522	523	524	525	526	527	528
DISTANCA PROGRESIVE	12+650.00	12+675.00	12+700.00	12+725.00	12+750.00	12+775.00	12+800.00	12+825.00	12+850.00	12+875.00	12+900.00	12+925.00	12+950.00	12+975.00	13+000.00	13+025.00	13+050.00	13+075.00	13+100.00	13+125.00	13+150.00	13+175.00
DISTANCA PJESORE	25,00	25,00	25,00	25,00	25,00	25,00	25,00	25,00	25,00	25,00	25,00	25,00	25,00	25,00	25,00	25,00	25,00	25,00	25,00	25,00	25,00	25,00
KUOTA E PROJEKTIIT	40.48	40.55	40.61	40.68	40.74	40.81	40.87	40.94	41.00	41.07	41.13	41.20	41.26	41.33	41.39	41.46	41.52	41.59	41.65	41.72	41.78	41.85
KUOTA E TOKES	37.08	37.07	37.01	37.62	37.05	36.21	36.11	36.05	35.49	35.37	35.37	35.30	35.32	35.35	35.35	35.39	35.37	35.50	35.45	35.43	35.55	35.56
DIFERENCA	3.40	3.52	3.60	3.05	3.69	4.60	4.76	4.89	5.52	5.76	5.82	5.90	5.94	5.98	6.05	6.07	6.15	6.09	6.20	6.29	6.24	6.29
KILOMETRAZHI	127			128						129			130			131						



# PROFILI GJATESOR PK 529-550


LEGJENDE  
— Vija e Tokes  
— Vija e Projektit



NUMRI I SEKSIONEVE	529	530	531	532	533	534	535	536	537	538	539	540	541	542	543	544	545	546	547	548	549	550
DISTANCA PROGRESIVE	13+200.00	13+225.00	13+250.00	13+275.00	13+300.00	13+325.00	13+350.00	13+375.00	13+400.00	13+425.00	13+450.00	13+475.00	13+500.00	13+525.00	13+550.00	13+575.00	13+600.00	13+625.00	13+650.00	13+675.00	13+700.00	13+725.00
DISTANCA PJESORE	25,00	25,00	25,00	25,00	25,00	25,00	25,00	25,00	25,00	25,00	25,00	25,00	25,00	25,00	25,00	25,00	25,00	25,00	25,00	25,00	25,00	25,00
KUOTA E PROJEKTTIT	41.91	41.98	42.04	42.11	42.17	42.24	42.30	42.37	42.43	42.50	42.56	42.63	42.69	42.76	42.82	42.89	42.95	43.02	43.08	43.15	43.21	43.28
KUOTA E TOKES	35.82	35.80	35.67	35.21	34.83	34.83	34.81	34.84	34.82	34.79	34.79	34.82	34.77	34.67	34.63	34.49	34.70	34.86	35.16	35.23	35.18	34.99
DIFERENCA	6.10	6.18	6.41	6.90	7.34	7.41	7.49	7.53	7.61	7.71	7.77	7.81	7.92	8.13	8.19	8.40	8.26	8.16	7.92	7.92	8.03	8.29
KILOMETRAZHI	132				133				134					135			136					137

# PROFILI GJATESOR PK 551-572


LEGJENDE	
<span style="color: green;">—</span>	Vija e Tokes
<span style="color: blue;">—</span>	Vija e Projektit



NUMRI I SEKSIONEVE	551	552	553	554	555	556	557	558	559	560	561	562	563	564	565	566	567	568	569	570	571	572		
DISTANCA PROGRESIVE	13+750.00	13+775.00	13+800.00	13+825.00	13+850.00	13+875.00	13+900.00	13+925.00	13+950.00	13+975.00	14+000.00	14+025.00	14+050.00	14+075.00	14+100.00	14+125.00	14+150.00	14+175.00	14+200.00	14+225.00	14+250.00	14+275.00		
DISTANCA PJESORE	25,00	25,00	25,00	25,00	25,00	25,00	25,00	25,00	25,00	25,00	25,00	25,00	25,00	25,00	25,00	25,00	25,00	25,00	25,00	25,00	25,00	25,00		
KUOTA E PROJEKTIT	43.34	43.41	43.47	43.54	43.60	43.67	43.73	43.80	43.87	43.93	44.00	44.06	44.13	44.19	44.26	44.32	44.39	44.45	44.52	44.58	44.65	44.71		
KUOTA E TOKES	34.97	34.94	34.83	34.71	34.46	34.38	34.50	34.51	34.54	34.56	34.62	34.54	34.47	34.49	34.65	34.73	34.83	34.88	34.68	34.58	34.50	34.61		
DIFERENCA	8.38	8.47	8.64	8.83	9.14	9.29	9.23	9.29	9.32	9.37	9.38	9.52	9.65	9.70	9.61	9.59	9.56	9.57	9.84	10.00	10.14	10.10		
KILOMETRAZHI	138			139						140						141						142		

# PROFILI GJATESOR PK 573-594

LEGJENDE	
<span style="color: green;">—</span>	Vija e Tokes
<span style="color: blue;">—</span>	Vija e Projektit

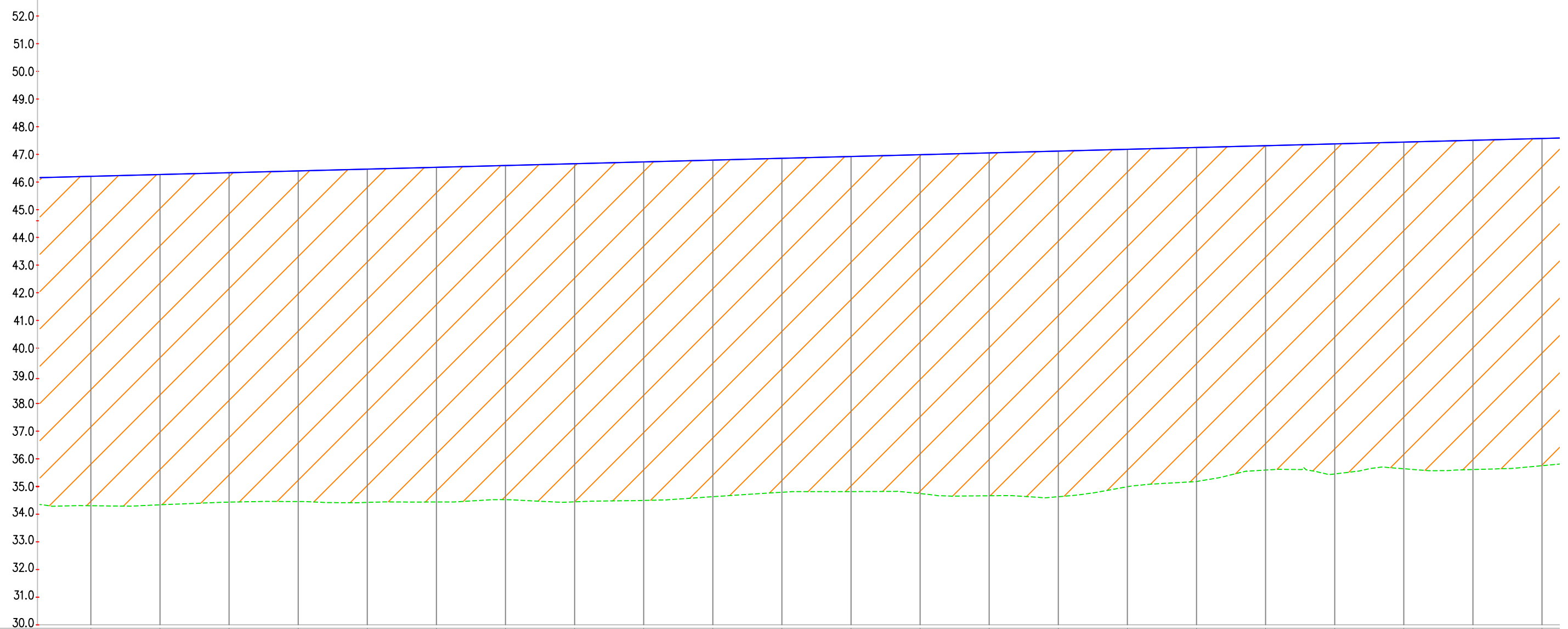


NUMRI I SEKSIONEVE	573	574	575	576	577	578	579	580	581	582	583	584	585	586	587	588	589	590	591	592	593	594
DISTANCA PROGRESIVE	144+300.00	144+325.00	144+350.00	144+375.00	144+400.00	144+425.00	144+450.00	144+475.00	144+500.00	144+525.00	144+550.00	144+575.00	144+600.00	144+625.00	144+650.00	144+675.00	144+700.00	144+725.00	144+750.00	144+775.00	144+800.00	144+825.00
DISTANCA PJESORE	25,00	25,00	25,00	25,00	25,00	25,00	25,00	25,00	25,00	25,00	25,00	25,00	25,00	25,00	25,00	25,00	25,00	25,00	25,00	25,00	25,00	25,00
KUOTA E PROJEKTTIT	44.78	44.84	44.91	44.97	45.04	45.10	45.17	45.23	45.30	45.36	45.43	45.49	45.56	45.62	45.69	45.75	45.82	45.88	45.95	46.01	46.08	46.14
KUOTA E TOKES	34.76	34.82	35.05	35.17	35.11	35.07	35.04	35.05	35.14	35.09	35.06	35.06	34.99	34.78	34.65	34.63	34.44	34.66	34.56	34.36	34.40	34.34
DIFERENCA	10.02	10.02	9.86	9.80	9.93	10.03	10.13	10.18	10.16	10.27	10.37	10.44	10.58	10.84	11.04	11.13	11.38	11.23	11.39	11.66	11.68	11.80
KILOMETRAZHI	143				144				145					146			147					148

# PROFILI GJATESOR PK 595-616

LEGJENDE

- Vija e Tokes
- Vija e Projektit

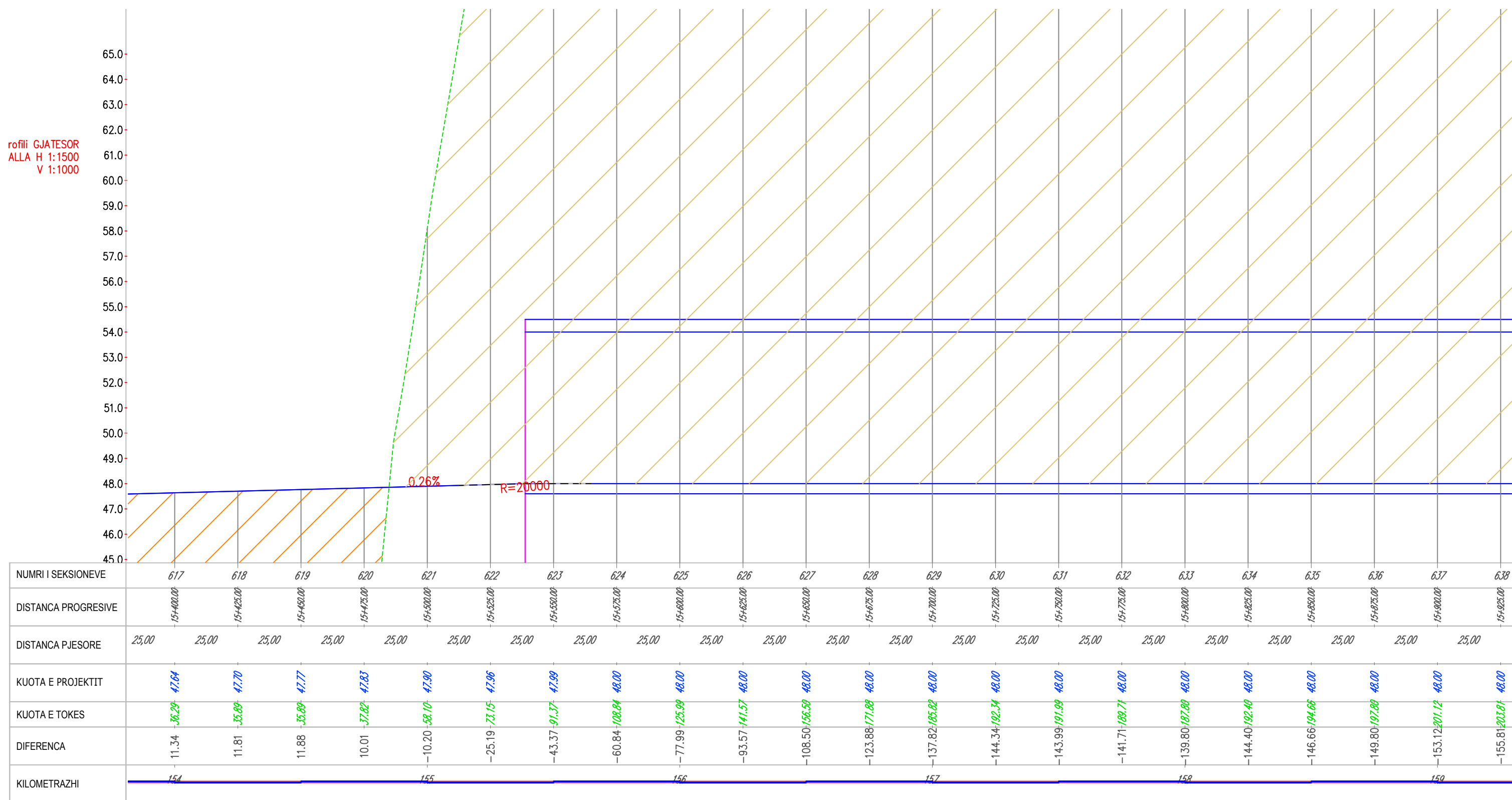


NUMRI I SEKSIONEVE	595	596	597	598	599	600	601	602	603	604	605	606	607	608	609	610	611	612	613	614	615	616
DISTANCA PROGRESIVE	14+850.00	14+875.00	14+900.00	14+925.00	14+950.00	14+975.00	15+000.00	15+025.00	15+050.00	15+075.00	15+100.00	15+125.00	15+150.00	15+175.00	15+200.00	15+225.00	15+250.00	15+275.00	15+300.00	15+325.00	15+350.00	15+375.00
DISTANCA PJESORE	25,00	25,00	25,00	25,00	25,00	25,00	25,00	25,00	25,00	25,00	25,00	25,00	25,00	25,00	25,00	25,00	25,00	25,00	25,00	25,00	25,00	25,00
KUOTA E PROJEKTTIT	46.21	46.27	46.34	46.40	46.47	46.53	46.60	46.66	46.73	46.79	46.86	46.92	46.99	47.05	47.12	47.18	47.25	47.31	47.38	47.44	47.51	47.57
KUOTA E TOKES	34.30	34.34	34.43	34.46	34.42	34.44	34.52	34.44	34.49	34.63	34.79	34.81	34.74	34.66	34.63	34.99	35.18	35.59	35.45	35.64	35.61	35.75
DIFERENCA	11.90	11.94	11.90	11.95	12.04	12.09	12.08	12.22	12.23	12.16	12.07	12.11	12.25	12.39	12.49	12.19	12.07	11.72	11.93	11.80	11.90	11.82
KILOMETRAZHI	140			150						151						152			153			

# PROFILI GJATESOR PK 617-638

LEGJENDE  
 — Vija e Tokes  
 — Vija e Projektit

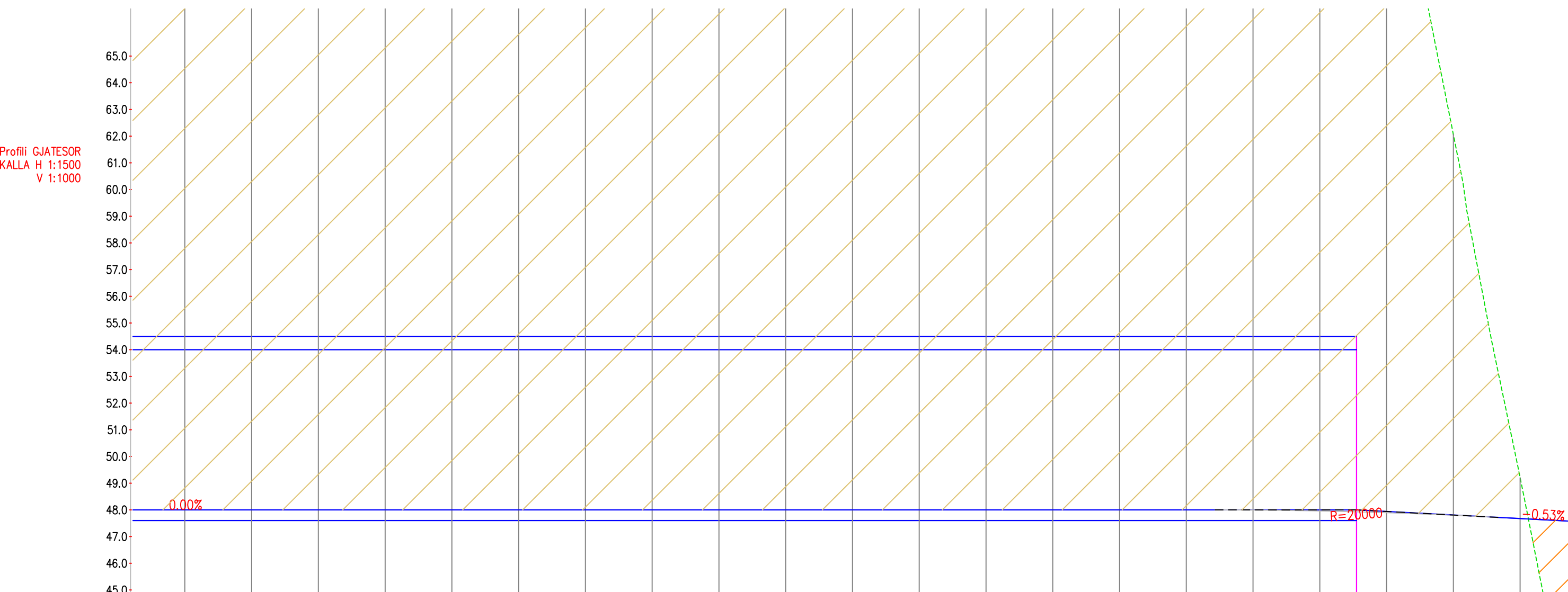
rofili GJATESOR  
 ALLA H 1:1500  
 V 1:1000



# PROFILI GJATESOR PK 639-659

LEGJENDE  
 — Vija e Tokes  
 — Vija e Projektit

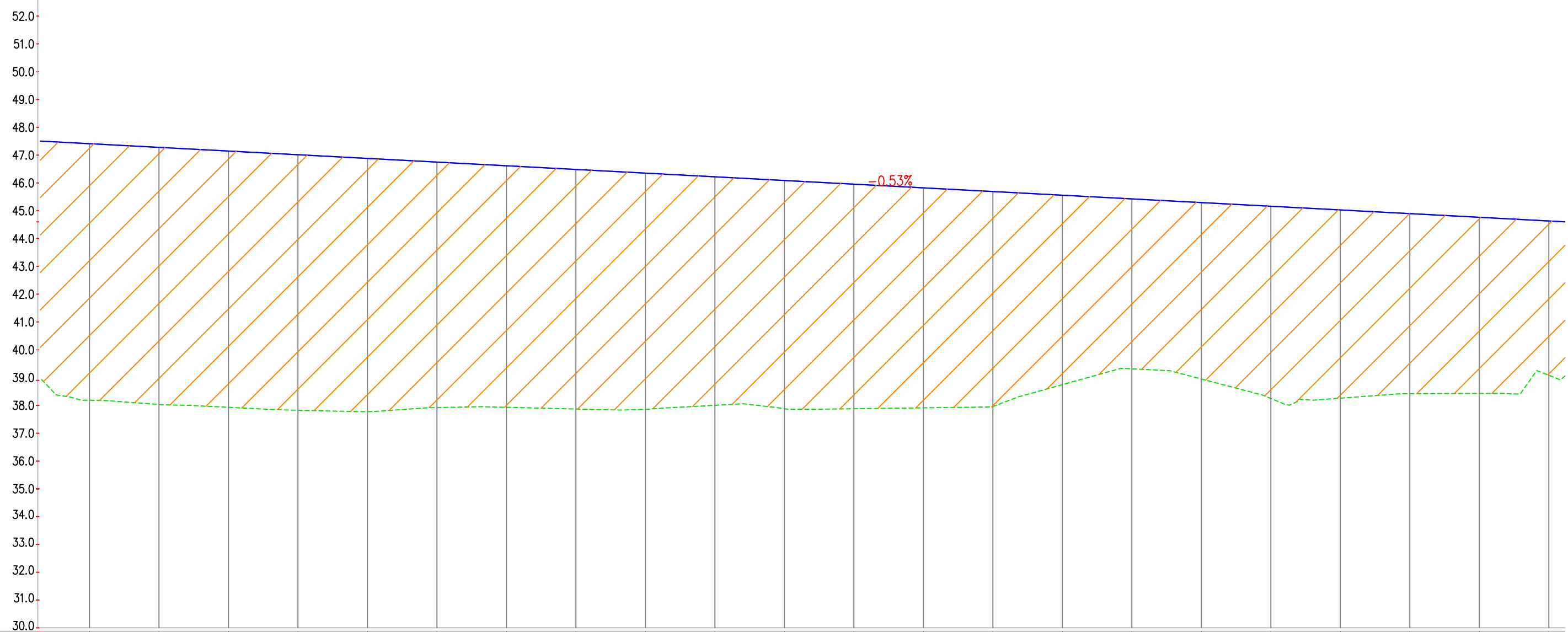
Profili GJATESOR  
SHKALLA H 1:1500  
V 1:1000



NUMRI I SEKSIONEVE	639	640	641	642	643	644	645	646	647	648	649	650	651	652	653	654	655	656	657	658	659	
DISTANCA PROGRESIVE	15+980.00	15+975.00	16+000.00	16+025.00	16+050.00	16+075.00	16+100.00	16+125.00	16+150.00	16+175.00	16+200.00	16+225.00	16+250.00	16+275.00	16+300.00	16+325.00	16+350.00	16+375.00	16+400.00	16+425.00	16+450.00	
DISTANCA PJESORE	25,00	25,00	25,00	25,00	25,00	25,00	25,00	25,00	25,00	25,00	25,00	25,00	25,00	25,00	25,00	25,00	25,00	25,00	25,00	25,00	25,00	
KUOTA E PROJEKTTIT	48.00	48.00	48.00	48.00	48.00	48.00	48.00	48.00	48.00	48.00	48.00	48.00	48.00	48.00	48.00	48.00	48.00	47.99	47.96	47.90	47.80	47.68
KUOTA E TOKES	157.77	159.37	160.51	160.89	160.45	158.27	156.36	153.11	144.43	135.75	124.99	113.28	101.28	89.75	78.16	66.21	53.85	40.27	26.59	14.26	1.54	
DIFERENCA	-157.77	-159.37	-160.51	-160.89	-160.45	-158.27	-156.36	-153.11	-144.43	-135.75	-124.99	-113.28	-101.28	-89.75	-78.16	-66.21	-53.85	-40.27	-26.59	-14.26	-1.54	
KILOMETRAZHI	160			161			162			163			164									

# PROFILI GJATESOR PK 661-682

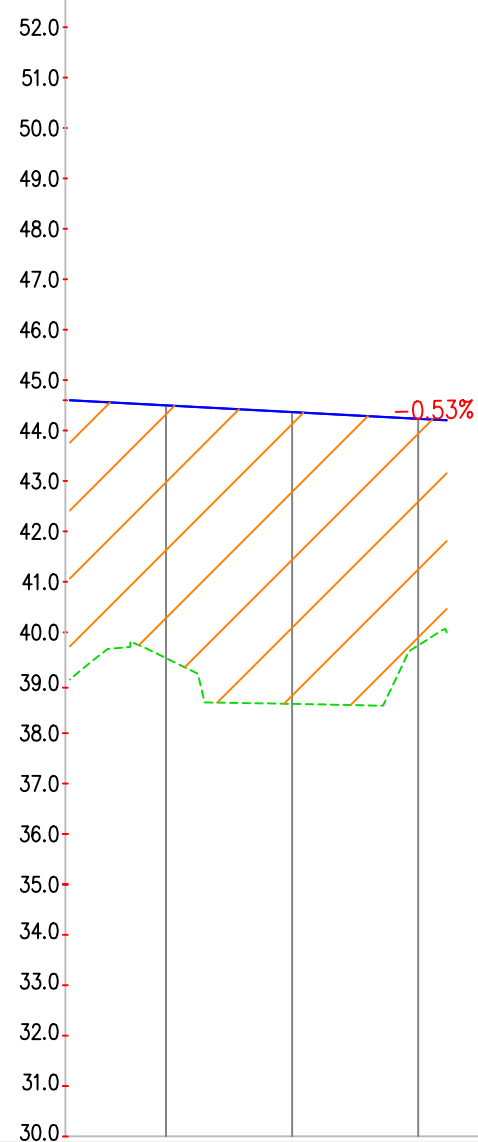
LEGJENDE  
 — Vija e Tokes  
 — Vija e Projektit



NUMRI I SEKSIONEVE	661	662	663	664	665	666	667	668	669	670	671	672	673	674	675	676	677	678	679	680	681	682
DISTANCA PROGRESIVE	16+500.00	16+525.00	16+550.00	16+575.00	16+600.00	16+625.00	16+650.00	16+675.00	16+700.00	16+725.00	16+750.00	16+775.00	16+800.00	16+825.00	16+850.00	16+875.00	16+900.00	16+925.00	16+950.00	16+975.00	17+000.00	17+025.00
DISTANCA PJESORE	25,00	25,00	25,00	25,00	25,00	25,00	25,00	25,00	25,00	25,00	25,00	25,00	25,00	25,00	25,00	25,00	25,00	25,00	25,00	25,00	25,00	25,00
KUOTA E PROJEKTTIT	47.41	47.28	47.15	47.01	46.88	46.75	46.62	46.48	46.35	46.22	46.09	45.95	45.82	45.69	45.56	45.43	45.29	45.16	45.03	44.90	44.76	44.63
KUOTA E TOKES	38.18	38.03	37.93	37.82	37.77	37.92	37.93	37.87	37.85	38.00	37.88	37.88	37.91	37.96	38.75	38.31	38.95	38.25	38.26	38.42	38.43	38.08
DIFERENCA	9.23	9.24	9.22	9.19	9.11	8.83	8.69	8.62	8.50	8.22	8.21	8.08	7.91	7.73	6.81	6.11	6.34	6.91	6.77	6.47	6.33	5.55
KILOMETRAZHI	165				166					167				168			169					170

# PROFILI GJATESOR PK 683-686

LEGJENDE  
— Vija e Tokes  
— Vija e Projektit



NUMRI I SEKSIONEVE	683	684	685	686
DISTANCA PROGRESIVE	17+000.00	17+025.00	17+100.00	17+125.00
DISTANCA PJESORE	25,00	25,00	25,00	25,00
KUOTA E PROJEKTIT	44.50	44.37	44.23	
KUOTA E TOKES	38.49	38.58	38.74	
DIFERENCA	5.01	5.79	4.50	
KILOMETRAZHI	171			