



Symbol or Keyword(s)

Log in

Sign up


[Markets](#)
[News](#)
[Analysis](#)
[Our Shows](#)
[Stock Picks](#)
[Portfolios](#)
[Watchlists](#)
[Rankings](#)
[Screeners](#)
[Tools](#)
[Our Services](#)
[World](#)
[Europe](#)
[America](#)
[Asia](#)
Ad removed. [Details](#)
[Homepage](#) > [Equities](#) > [China](#) > [Shanghai Stock Exchange](#) > [Geo-Jade Petroleum Corporation](#) > [Company](#) [600759](#) [CNE000000MV7](#)

GEO-JADE PETROLEUM CORPORATION **(600759)**

[Add to my list](#)

Report

End-of-day quote Shanghai Stock Exchange - 2023-02-23

2.290 CNY **+0.44%**

2022	Geo-Jade Petroleum Corporation Reports Earnings Results for the Nine Months Ended September 30, 2...	CI
2022	Geo-Jade Petroleum Corporation Reports Earnings Results for the Half Year Ended June 30, 2022	CI
2022	Geo-Jade Petroleum Corporation(SHSE:600759) dropped from Shanghai Stock Exchange Composite In...	CI

[Summary](#)
[Quotes](#)
[Charts](#)
[News](#)
[Calendar](#)
[Company](#)
[Financials](#)
[Funds](#)

S&P 500	3970	-1.05%
DOW JONES	32817	-1.02%
NASDAQ 100	11970	-1.73%
TSX COMP	20219	+0.15%
FTSE 100	7879	-0.37%
DAX	15210	-1.72%
CAC 40	7187	-1.78%
EURO STOXX 50	4179	-1.86%
MSCI CHINA	65	-2.57%
TOPIX	1988	+0.67%
MSCI EMERGING	972	-1.61%
MSCI WORLD	2707	-1.11%

» [More Indexes](#)My Watchlist [Most popular \(20\)](#) ▼

MICROSOFT CORPORAT... **+1.49%**
 ALPHABET INC. **+0.29%**

VOLKSWAGEN AG **-3.11%**



Log in

Sign up



Markets News Analysis Our Shows Stock Picks Portfolios Watchlists Rankings Screeners Tools Our Services

Equipment required for pipeline production and construction, oil product trading and import & export business, energy basic industry investment, development and operation business, new energy product technology research and development, production and sales, equity investment, housing leasing and property management. The Company conducts its businesses in domestic and overseas markets.

Number of employees : 918 people.

Sales per Business

	2020		2021		Delta
Oil and Gas	1 577.95	97.3%	2 402.72	97.9%	+52.27%
Headquarters and Other	35.60	2.2%	29.71	1.2%	-16.55%
Leasing, Services	20.89	1.3%	20.79	0.8%	-0.5%
Inter-segment Elimination	-12.17	-0.7%	-	-	-

CNY in Million

Sales per region

	2020		2021		Delta
Overseas	1 567.51	96.6%	2 400.72	97.9%	+53.16%
China	54.77	3.4%	52.49	2.1%	-4.15%

CNY in Million

Managers

Name	Title	Age	Since
Huan Long Chen	Chairman	52	2020
Yi Guo, Dr.	Director & Vice President	54	2019
Ding Zhang	Director, Director-Development & Production	48	2021
Ju Gao	Vice President	51	2022

Members of the board

Name	Title	Age	Since
Jie Huang	Chairman-Supervisory Board	58	2019
Huan Long Chen	Chairman	52	2020
Yu Zhang Liu	Independent Director	67	2021
Yang Yu	Member-Supervisory Board	50	2016
Yi Guo, Dr.	Director & Vice President	54	2019
Ding Zhang	Director, Director-Development & Production	48	2021
Ju Gao	Vice President	51	2022

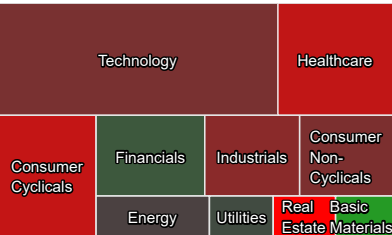
Equities

» My lists

Rankings US 500

EQT CORPORATION	+6.89%
LINDE PLC	+4.75%
EDISON INTERNATIONAL	+4.21%
COTERRA ENERGY INC.	+3.61%
PG&E CORPORATION	+3.27%

MODERNA, INC.	-5.63%
ETSY, INC.	-5.68%
ADOBE INC.	-7.63%
LIVE NATION ENTERTAINMENT INC.	-10.08%
AUTODESK, INC.	-12.95%



» More Top / Flop

Rankings Nasdaq 100

INTUIT INC.	+1.93%
DOLLAR TREE, INC.	+1.87%
MERCADOLIBRE, INC.	+1.81%
BOOKING HOLDINGS INC.	+1.07%
CONSTELLATION ENERGY INC.	+0.42%

NETEASE, INC.	-5.13%
MATCH GROUP, INC.	-5.27%
MODERNA, INC.	-5.63%
ADOBE INC.	-7.63%
AUTODESK, INC.	-12.95%

Sector

Energy

- Energy - Fossil Fuels
 - Oil & Gas
 - Oil & Gas Exploration and Production
 - Other Oil & Gas Exploration and Production

Sector Other Oil & Gas Exploration and Production

	1st jan.	Capi. (M\$)
GEO-JADE PETROLEUM CO...	4.57%	745
CHEVRON CORPORATION	-9.52%	309 663
CONOCOPHILLIPS	-10.81%	128 276



Name	Equities	%
Ling Hui	578,281,232	25.6%
The Vanguard Group, Inc.	6,291,100	0.28%
Invesco Capital Management LLC	4,336,149	0.19%
AllianceBernstein Hong Kong Ltd.	3,023,800	0.13%
Arrowstreet Capital LP	2,374,600	0.11%
Acadian Asset Management LLC	550,400	0.024%
Legal & General Investment Management Ltd.	522,200	0.023%
Dimensional Fund Advisors LP	425,248	0.019%
Penghua Fund Management Co., Ltd.	212,800	0.0094%
GF Fund Management Co., Ltd.	151,800	0.0067%

Holdings

Name	Equities	%	Valuation
MATEN PETROLEUM AO	76,000,000	95.0%	1,207,665,080 USD

Brand Portfolio

In partnership with  Allbrands.markets

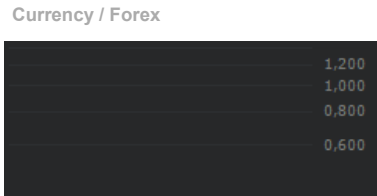
» More brands of Geo-Jade Petroleum Corporation

 PIONEER NATURAL RESOUR...	-13.93%	46 705
 WOODSIDE ENERGY GROUP...	-2.37%	44 240
 HESS CORPORATION	-2.02%	42 615
 DEVON ENERGY CORPORAT...	-10.58%	35 969
 DIAMONDBACK ENERGY, INC.	4.09%	26 145
 OIL AND NATURAL GAS COR...	5.62%	23 508
 ECOPETROL S.A.	8.26%	22 171
 COTERRA ENERGY INC.	0.41%	20 153
 PTT EXPLORATION AND PRO...	-13.60%	17 317
 AKER BP ASA	-9.47%	16 748
 MARATHON OIL CORPORATI...	-5.87%	16 113
 TOURMALINE OIL CORP.	-12.06%	14 942
 INPEX CORPORATION	3.58%	13 857
 TEXAS PACIFIC LAND CORP...	-24.64%	13 596

» Sector Other Oil & Gas Exploration and Production



» More Top / Flop



USD / EUR	0.9489	+0.04%
USD / CAD	1.3608	0.00%
USD / MXN	18.3890	-0.04%
USD / BRL	5.2100	+0.10%
USD / INR	82.8770	+0.08%
USD / CNY	6.9540	-0.01%
USD / JPY	136.4060	+1.33%
USD / AUD	1.4877	+1.28%
USD / KRW	1314.4300	0.00%
USD / HKD	7.8484	0.00%
USD / GBP	0.8375	+0.63%
USD / CHF	0.9398	0.00%

» Forex

Commodities

GOLD	1810.50	+0.03%
CRUDE OIL (WTI)	76.48	0.00%
CRUDE OIL (BRENT)	82.81	+0.83%
SILVER	20.74	-0.05%
PLATINUM	907.00	-0.01%

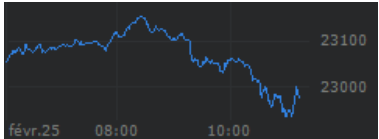


Log in

Sign up



Markets News Analysis Our Shows Stock Picks Portfolios Watchlists Rankings Screeners Tools Our Services



	BITCOIN	22971.0000	-0.94%
	ETHEREUM	1600.3300	-0.47%
	RIPPLE	0.3773	-0.32%

» Cryptocurrencies

CATEGORIES

- Indexes
- Equities
- Currencies
- Commodities
- Trackers / ETF
- News
- Analysis

SOLUTIONS

- European Portfolio
- USA Portfolio
- Asian Portfolio
- Stock Screener
- Stock Picks
- Investment Themes
- Investment Style

Subscribe as customer

FREE SERVICES

- Watchlists
- Virtual Portfolios
- Newsletters and notifications

New member

STOCK EXCHANGE EDITIONS

- English (USA)
- English (UK)
- English (Canada)
- Deutsch (Deutschland)
- Deutsch (Schweiz)
- Español
- Français (France)
- Français (Suisse)
- Italiano



Log in

Sign up



Markets News Analysis Our Shows Stock Picks Portfolios Watchlists Rankings Screeners Tools Our Services



Surperformance SAS
Contact
Legal information
Cookie settings

Copyright © 2023 Surperformance. All rights reserved.
Stock quotes are provided by Factset, Morningstar and S&P Capital IQ